



# AIAPGET

ALL INDIA AYUSH POST  
GRADUATE ENTRANCE TEST

FOR ADMISSION TO MD/MS IN AYURVEDA,  
SIDDHA, UNANI & HOMOEOPATHY COURSES  
2026-2027

# INFORMATION BULLETIN



<https://exams.nta.nic.in/aiapget/>



011-69227700

# TABLE OF CONTENTS

<b>All India Ayush Post Graduate Entrance Test (AIAPGET) .....</b>	<b>3</b>
Important Information and Dates at a Glance .....	3
Chapter-1 .....	8
Introduction and Background.....	8
Chapter-2.....	11
Scheme of Examination .....	11
Chapter-3 .....	12
Eligibility Criteria for AIAPGET-2026 .....	12
Chapter-4.....	13
Reservations and Facilities for PwD/PwBD Candidates .....	13
Chapter-5.....	17
Choice of Cities .....	17
Chapter-6.....	18
Registration and Application Process .....	18
Chapter-7 .....	20
Admit Card, Examination Day Instructions and General Guidelines .....	20
Chapter-8.....	23
Unfair Means Practices (UFM), Examination Security and Legal Action.....	23
Chapter-09 .....	27
Procedure for Declaration of Result.....	27
Chapter-10.....	29
General Instructions, Caution Notice and Non-Disclosure Agreement.....	29
Chapter-11 .....	31
Miscellaneous.....	31
.....	32
<b>List of Annexures.....</b>	<b>32</b>
Annexure - 1 .....	33
Annexure 2 .....	35
Annexure 3 .....	36
Annexure 4.....	37
Annexure- 5.....	38
Annexure - 6.....	39
Annexure – 7 .....	42
Annexure - 8.....	45

## List of Abbreviations

AIAPGET	All India Ayush Post Graduate Entrance Test
AACCC	Ayush Admissions Central Counselling Committee
AYUSH	Ayurveda, Yoga and Naturopathy, Unani, Siddha, and Homoeopathy
BAMS	Bachelor of Ayurvedic Medicine and Surgery
BHMS	Bachelor of Homoeopathic Medicine and Surgery
BSMS	Bachelor of Siddha Medicine and Surgery
BUMS	Bachelor in Unani Medicine and Surgery
CBT	Computer Based Test
CCH	Central Council of Homoeopathy
CCIM	Central Council of Indian Medicine
EWS	Economically Weaker Section
GOI	Government of India
GST	Goods and Service Tax
HCC	Heart Care Centre
IMCC	International Medical Cooperation Committee
MD/MS	Doctor of Medicine / Master in Surgery
MoA	Ministry of Ayush
MoE	Ministry of Education
NCH	National Commission for Homoeopathy
NCISM	National Commission for Indian System of Medicine
NCL	Non-Cream Layer
NDA	Non-Disclosure Agreement
NTA	National Testing Agency
OBC-NCL	Other Backward Class (Non-Creamy Layer)
PwBD	Persons with Benchmark Disabilities
PwD	Persons With Disabilities
SC	Scheduled Castes
ST	Scheduled Tribes
UFM	Unfair Means
UR	Un-reserved
UT	Union Territories

**All India Ayush Post Graduate Entrance Test (AIAPGET)**  
**(For Academic Session 2026-2027)**  
**Important Information and Dates at a Glance**  
**(Please refer to Information Bulletin for details)**

**Dates, Fee Details and Application Procedure:**

Activity	Tentative Date(s)
Online registration and submission of Application Form through NTA Website: <a href="https://exams.nta.nic.in/aiapget/">https://exams.nta.nic.in/aiapget/</a>	10 July 2026
Last date for submission of application	30 July 2026 (up to 09:00 PM)
Last date for submission of application fees	30 July 2026 (up to 11:59 PM)
Correction in the Particulars of Application Form online only	01 to 02 August 2026
Advance City Intimation Slip	To be announced later on website.
Downloading of Admit Card by the Candidate from NTA Website	To be announced later on website
Mode of Examination	Computer Based Test (CBT)
Date of Entrance Examination	22 August 2026 (Saturday)
Centre, Date and Shift of AIAPGET – 2026	As mentioned on the Admit Card
Display of Recorded Responses and Answer Keys	Will be announced later on website
Declaration of Result on NTA & AIAPGET Websites	Will be announced later on website
Website(s)	<a href="https://exams.nta.nic.in/aiapget/">https://exams.nta.nic.in/aiapget/</a> , <a href="http://www.nta.ac.in">www.nta.ac.in</a>

**Fee Payable for AIAPGET 2026**

*(Debit / Credit Card / UPI or Internet Banking through any of the payment gateway of Canara or SBI Bank)*

Category	Application Fee (in ₹)
General (UR)	₹ 2700/-
General-EWS/ OBC-(NCL)*	₹ 2450/-
SC/ST/PwBD/Third Gender	₹ 1800/-

**Note:**

- An applicant can apply for payment through net-banking/debit/credit card/UPI.
- Service charges of the concerned Bank/ Payment Gateway Integrator, as applicable, will be borne by the candidate.
- Applicants are advised to read Payment instructions carefully before paying the application fee.

The fee can be submitted only online through Net Banking, Credit Card, Debit Card or UPI Services. Processing charges and GST as applicable are chargeable to the candidate (in addition to the Examination fee) by the concerned Bank/Payment Gateway Integrator. For details / procedure, please see Annexure-1]

\*OBC (Other Backward Classes)-NCL (Non-Creamy Layer) as per the Central List of Other Backward Classes available on the website of National Commission for Backward Classes. The candidates falling in this list may mention OBC in the Category Column.

State list OBC Candidates who are not in OBC-NCL (Central List) may choose Open (EWS) in case they fulfill the prescribed requirement for the same along with EWS (Open) Certificate.

Candidates can apply for AIAPGET 2026 “Online” on the website: <https://exams.nta.nic.in/aiapget/>

1. The candidate must carefully read the Instructions (including how to fill up Application Form online) given in the Information Bulletin available on the AIAPGET / NTA Website. Candidates not complying with the Instructions shall be summarily disqualified.
2. Submission of the Online Application Form may be done by accessing the NTA website <https://exams.nta.nic.in/aiapget/> Application Form in any other mode will not be accepted under any circumstances.

3. **Only one application should be submitted by a candidate.**
4. Candidates must ensure that **e-mail Address** and **Mobile Number** provided in the **Online Application Form are their own**, as all information/ communication, if required, will be sent by NTA through e-mail to the **registered e-mail address or SMS to the registered Mobile Number only**.
5. Candidates must provide their own active e-mail address and mobile number while submitting the Online Application Form, as all communications relating to AIAPGET–2026 shall be made only through the registered e-mail ID, SMS and the NTA website. NTA shall not be responsible for non-receipt of any communication due to incorrect or inactive contact details furnished by the candidate. Candidates are advised to regularly visit the NTA website for the latest updates
6. Candidates are advised to ensure that the **name, date of birth, gender and photograph** in **Aadhaar** are updated and match with the details entered in the online Application Form. Any mismatch may lead to difficulty during verification processes.
7. Candidates are advised to use a stable internet connection while filling the Application Form and use the latest version of recommended browsers for better compatibility and smooth submission.
8. Instructions for filling in an Online Application Form:
  - ❖ Download the Information Bulletin and Admissions Guidelines and read them very carefully regarding eligibility and procedure/documentation required for filling in the Online Application Form.
  - ❖ **Follow the steps given below to Apply Online:**
    - Step-1:** Register for the Online Application Form and note down the system-generated Application Number. The candidate should provide the required details while filling the Online Application Form, and he/she is also required to create a password, choose a security question, and enter his/her Answer. After successful submission of the personal details, an Application Number will be generated, and it will be used to complete the remaining Steps of the Application Form and will also be required for all future reference/correspondence. For subsequent logins, the candidate will be able to log in directly with the respective system-generated Application Number and created Password by him/herself.
    - Step-2:** The Candidates can log in with the system-generated Application Number and pre-created Password for completing the Application Form, including filling up of personal details, applying for the Programme, choosing the Examination Cities, providing the details of Educational Qualifications and uploading the images and documents (*as applicable*). The candidate will have to upload his/her **live photograph** at the time of filling of the application form and will also have to upload his/her Scanned Images of Photograph (jpeg/jpg), Signature, and PwD/PwBD Certificate (wherever applicable).

**The recent passport size photograph should be in colour with 80% face (without mask) visible including ears against white background.**

      - i. A recent **colour** photograph (JPG format, size 10 - 200Kb) in which face shall occupy 80% of the image, with full face (without mask), both ears clearly visible against white background.
      - ii. *Signature file should be JPG/JPEG format (clearly legible) between 10 kb to 30 kb.*

- iii. Scanned copy of Identity Proof (for those candidates who will verify their identities through methods other than Aadhaar or DigiLocker) should be in format JPG/JPEG between **10 kb to 200 kb** (clearly legible).
- iv. Scanned copy of Disability/UDID certificate should be a **pdf** between **50 kb to 300 kb** (clearly legible), wherever applicable.

Candidates are advised not to upload morphed, AI-generated, filtered or heavily edited photographs. Such applications may be rejected during verification.

**Step-3:** After completing Step 1 and 2, the candidates have to pay the requisite examination fees. Pay prescribed fee **through Net Banking / Debit Card / Credit Card or UPI** and keep the **proof of payment** (fees paid) for future reference. Processing charges and GST as applicable are chargeable to the candidates (in addition to the examination fees) by the concerned Bank/Payment Gateway Integrator.

After successful payment, candidate will be able to print the Confirmation Page. In case the Confirmation Page is not generated after payment of fee then the transaction is cancelled and the candidates have to approach the concerned bank for refund of amount. However, the candidate has to make another payment/transaction, in case the Confirmation Page is not generated. Any such cases of multiple payments (if any), will be reconciled by the NTA after the declaration of final result and will be refunded to the concerned candidates.

- ❖ Download, save, and print multiple copies of the Confirmation Page after successful remittance of the fee, and keep copies safely for future reference.

**All the 3 Steps can be done together or separately.**

#### **Important Instruction about PASSWORD:**

Candidates shall create a password and Security Question during registration. The password should be kept confidential and shall be required for all future logins. Password can be reset through Security Question, registered Mobile Number or registered E-mail address.

The Password must be created as per the following policy.

- i. Password must be 8 to 13 characters long.
- ii. Password must have at least one Upper case alphabet.
- iii. Password must have at least one Lower case alphabet.
- iv. Password must have at least one numeric value.
- v. Password must have at least one special character (!@#%\$%^&\*~)

**How to reset Password:** The following options are available to reset the password.

- i. Using the Security Question and its Answer you have chosen during Form filling.
- ii. Using a verification code sent via text message (SMS) to the Registered Mobile number.
- iii. Using a reset link sent via Email to your Registered E-mail address.

The Application Number printed on the computer-generated Confirmation Page must be mentioned in all such correspondence. It is therefore essential to note down the application number printed on the Confirmation Page.

#### **Note:**

- (i) **NTA reserves the right for verification of the candidate's details and photographs.** Candidates are advised to update their details on the **Aadhaar Card** with their *recent Photograph, Name, Date*

of Birth, Gender, address etc. (for updating in Aadhaar, please follow UIDAI Guidelines).

- (ii) Candidates will be required to upload a **live photograph** in the online Application Form. For capturing a **live photograph**, candidates should switch on their camera or connect their webcam to the device used for filling the Application Form. If your device does not support a webcam, the **QR code** on the right can be scanned by the candidate using a mobile device/tablet, etc. Candidates should ensure there is a light-colored background with proper lighting, and clear face visibility (including ears, without a mask).
  - (iii) Candidates should avoid wearing caps, goggles, masks or tinted glasses while capturing the live photograph. The face should occupy the majority of the frame and should be clearly visible.
  - (iv) The live photograph may also be used for verification during examination and admission process.
  - (v) For **PwD/PwBD** candidates, the details of **the UDID Card** as uploaded will be verified from the UDID portal of the Department of Empowerment of Persons with Disabilities (DePwD). Those who do not have a **UDID Card should** upload **Disability Certificate** in the proper format, and the same may be verified by NTA from the issuing authority.
  - (vi) The Candidate has to upload his/ her own photograph, signature, and certificate(s) as mentioned above (and not of anybody else) in a correct/proper manner, as the facility for Correction will not be given in the future. In case, it is found at any time in the future that the Candidate has used/uploaded the photograph, signature, and certificate(s) of someone else in his/her Application Form/admit card, or he/she has tampered his/her Admit Card/Result/Scorecard, these acts of the candidate shall be treated as Unfair Means (UFM) Practices and treated with suitable actions as contemplated under the provisions of the Information Bulletin relating to Unfair Means Practices.
9. After submission of the Online Application Form (successful completion of all Steps), the Confirmation Page of the Application Form should be downloaded, and a printout of the same should be retained for future reference. The Confirmation Page of the online Application Form will be generated **only after a successful payment is made by the Candidate**.  
In case the Confirmation Page is not generated after payment of the prescribed Fee, the candidate should approach the concerned Bank/Payment Gateway integrator (at the helpline number and email given in **Annexure I** of the Information Bulletin) to ensure the successful payment.  
Despite the above, if a successful transaction is not reflected on the Portal, it means the transaction is not complete, and the candidate may pay a second time and ensure OK status. However, any duplicate payment received from the candidate by NTA in the course of said transactions will be refunded (through the same payment mode on which the duplicate payment is received), after fee reconciliation with banks by NTA.
10. **Information such as his/her name, contact details/address, category, PwD/PwBD status, educational qualification details, date of birth, choice of exam cities, etc., provided by the candidate in the online Application Form will be treated as final.** Any request for a change in such particulars after the closure of the correction period will not be considered by NTA.
  11. NTA does not **edit/modify/alter/delete** any information entered by the candidate under any circumstances. *Any request for a change in information will not be entertained.* Therefore, candidates are advised to exercise utmost caution when filling up correct details in the Application Form. Requests for corrections made by any candidate through **Post/Fax/ WhatsApp/ Email/ by hand** will not be entertained by NTA.
  12. *NTA disclaims any liability that may arise to a candidate(s) due to incorrect information provided by him/ her in his/her online Application Form.*

13. Candidates are advised to visit the NTA Website and check their e-mails regularly for the latest updates.
14. **The role of NTA** is confined to registration of candidates, Exam Conduction, display of Answer Keys, Inviting Challenges and Declaration of Results and handing over the data to the NCISM/NCH. NTA is only the Examination Conducting Agency. Eligibility, admission, counselling, reservation, internship requirements and recognition of qualifications shall be governed by NCISM/NCH and the respective Counselling Authorities.
15. **No request for a refund of the fee once remitted by the candidate will be entertained by NTA under any circumstances.**
16. The entire application process for AIAPGET 2026 is online, including uploading of scanned images, payment of fees, and printing of Confirmation Page, Admit Card, Score card etc.
17. Candidates are advised to complete the application process well before the last date to avoid the possibility of network congestion, heavy traffic on the website or any other unforeseen technical issues. NTA shall not be responsible for the inability of candidates to submit their Application Forms due to such reasons.
18. Usage of Data and Information: *NTA/NCISM/NCH/Government of India can use the data provided by the End Users (test taker in this case) for internal purpose(s) including training, research and development, analysis, and other permissible purposes. However, this information is not for use by any third party or private agency for any other use.*
19. Candidates are advised to visit the NTA Website and check their e-mails regularly for the latest updates.

#### Advisory for the Candidates:

Candidates are advised to carry only the following items with them into the Examination venue:

- i. Admit Card along with Self Declaration (Undertaking) downloaded from the NTA Website (a clear printout on A4 size paper) duly filled in.
- ii. Any one of the authorized photo IDs (must be original, valid, and non-expired) – College Identity Card with photograph/ PAN Card/ Driving License/ Voter ID/ Passport/Aadhaar Card (With photograph)/E-Aadhaar with photograph/ Ration Card with photograph/ Bank Passbook with Photograph
- iii. A simple transparent Ball Point Pen.
- iv. Additional photograph, to be pasted on Attendance Sheet.
- v. PwD certificate and UDID issued by the authorized medical officer, if claiming the relaxation under PwBD category.
- vi. Personal transparent water bottle.
- vii. Sugar tablets/fruits (like banana/apple/orange) in case the candidate is diabetic.

#### Note:

- a) Candidates are NOT allowed to carry Instruments, Geometry or Pencil box, Handbag, Purse, any kind of Paper/ Stationery/ Textual material (printed or written material), Eatables (loose or packed), Mobile Phone/ Earphone/ Microphone/ Pager, Calculator, Pen, Slide Rules, Log Tables, Camera, Tape Recorder, Electronic Watches with facilities of calculator, any metallic item or electronic gadgets/ devices in the Examination Hall/Room. Smoking, chewing gutka, spitting etc. in the Examination Room/Hall is strictly prohibited
- b) If any candidate is in possession of any of the above item, his/her candidature will be treated as unfair means and lead to cancellation of the current Examination and also debar the candidate for future examination(s) and the material will be seized.
- c) In case of a technical glitch on the scheduled exam date or shift, before exam or during the exam, the exam duration may be adjusted accordingly.

## Chapter-1

### Introduction and Background

#### 1.1. About National Testing Agency (NTA)

The Ministry of Education (MoE), Government of India (GoI) established the National Testing Agency (NTA) as an independent, autonomous, and self-sustained premier testing organization under the Societies Registration Act (1860) for conducting efficient, transparent, and international standardized tests in order to assess the competency of candidates for admission to premier higher education institutions with a mission to improve equity and quality in education by developing and administering research-based valid, reliable, efficient, transparent, fair and international level assessments.

NTA has created a system that promotes teaching (by teachers), learning (by students), and assessment (by parents and institutions). NTA strongly believes in the quality, efficiency, effectiveness, equity, and security of assessments. To practice these values, NTA is constantly engaging with its stakeholders, viz. students, parents, teachers, experts, and partner institutions.

The objectives of NTA, *inter-alia*, include:

- *To conduct efficient, transparent and international standard tests in order to assess the competency of candidates for admission.*
- *To undertake research on educational, professional and testing system to identify gaps in the Knowledge systems and take steps for bridging them.*
- *To produce and disseminate information and research on education and professional development standards.*

The National Testing Agency (NTA) has been conducting **All India Ayush Post Graduate Entrance Test (AIAPGET)** since 2019, on behalf of Ministry of Ayush/NCISM/NCH with the approval of the Ministry of Education.



Figure 1: Traditional AYUSH Systems covered under AIAPGET

## 1.2. About the National Commission for Indian System of Medicine (NCISM)

The National Commission for Indian System of Medicine is the statutory body constituted under NCISM Act, 2020 (No. 14 of 2020) vide Gazette notification extraordinary Part (ii) Section 1 dated 21.09.2020.

An Act to provide for a medical education system that improves access to quality and affordable medical education, ensures availability of adequate and high quality medical professionals of Indian System of Medicine in all parts of the country; that promotes equitable and universal healthcare that encourages community health perspective and makes services of such medical professionals accessible and affordable to all the citizens; that promotes national health goals; that encourages such medical professionals to adopt latest medical research in their work and to contribute to research; that has an objective periodic and transparent assessment of medical institutions and facilitates maintenance of a medical register of Indian System of Medicine for India and enforces high ethical standards in all aspects of medical services; that is flexible to adapt to the changing needs and has an effective grievance redressal mechanism and for matters connected therewith or incidental thereto.

Conduction of a uniform Post-Graduate National Entrance Test for admission to postgraduate courses in each discipline of the Indian System of Medicine (Ayurveda, Unani and Siddha) in all medical institutions is governed under NCISM Act 2020 (Ref. Section 16 of NCISM Act 2020).

## 1.3. About the National Commission for Homoeopathy (NCH)

The National Commission for Homoeopathy (NCH) has been constituted by an Act of Parliament known as The National Commission for Homoeopathy Act, 2020 (No. 15 of 2020) which came into force on 05.07.2021 by Gazette notification dated 05.07.2021. The aims of The National Commission for Homoeopathy (NCH) are to

- i. *improve access to quality and affordable medical education in Homoeopathy,*
- ii. *ensure availability of adequate and high-quality Homoeopathy medical professionals in all parts of the country;*
- iii. *promote equitable and universal healthcare that encourages community health perspective and makes services of Homoeopathy medical professionals accessible and affordable to all the citizens;*
- iv. *promotes national health goals;*
  - v. *encourage Homoeopathy medical professionals to adopt latest medical research in their work and to contribute to research;*
  - vi. *has objectively access medical institutions periodically in a transparent manner;*
  - vii. *maintain a Homoeopathy medical register for India;*
  - viii. *enforce high ethical standards in all aspects of medical services;*
  - ix. *have an effective grievance redressal mechanism.*

Conduction of a uniform Post-Graduate National Entrance Test for admission to postgraduate courses in Homoeopathy in all medical institutions is governed under NCH Act 2020 (Ref. Section 16 of NCH Act 2020) as per the provision of the regulation 14 of the National Commission for Homoeopathy ( National Examination in Homoeopathy) Regulations, 2023 regarding All India Ayush Post – Graduate Entrance Test and as per provision of Regulation 5 of the National Commission for Homoeopathy (Homoeopathy Post-Graduate Degree Course- Doctor of Medicine in Homoeopathy) Regulations, 2026.

#### 1.4. All India Ayush Post Graduate Entrance Test (AIAPGET)-2026

The AIAPGET–2026 shall be conducted as a single entrance examination for admission to Postgraduate **ASU & H Courses** for the Academic Session 2026–27. The examination shall serve as the common entrance test for admission to All India Quota (AIQ) and State Quota seats of MD/MS programmes in **Ayurveda, Unani, Siddha and Homoeopathy** offered by all AYUSH Colleges, Institutions, Universities and Deemed Universities across the country.

No other AYUSH Colleges, Institutions/Universities/Deemed Universities shall be conducting any separate entrance exam for admission to **ASU & H MD/MS Courses** for the academic session 2026-27.

NTA may or may not verify the information provided by the candidates during online registration and hence candidature will be purely provisional subject to fulfillment of eligibility criteria as per NCISM/ NCH / States / Universities / Institutions /Deemed Universities as designated.

**NTA has no role in counselling.** AACCC will conduct counselling for admission to All India quota seats in Government, Government Aided, National Institutions, Central and Deemed to be Universities (Established under Central Act). The designated State / Union Territories (UT's) Counselling Authority(s) will conduct counselling for admission to State/UT quota seats based on candidate's AIAPGET 2026 merit, choice of subject and fulfillment of their eligibility criteria, guidelines, domicile criteria, applicable reservation policies etc. Admission shall be made through counselling conducted by the respective State/Central/UT's counselling authorities.

## Chapter-2

### Scheme of Examination

#### 2.1. AIAPGET 2026 Examination Scheme:

Particulars	Details
Mode of Examination	CBT (Computer Based Test)
Duration	120 Minutes (02:00 Hours)
Type of Questions	Multiple Choice Questions (MCQs) with Single Correct Response
Number of Questions	120
Maximum Marks	480
Scoring Scheme	+4 Marks for each correct response -1 Mark for each incorrect response 0 Mark for no response / un-attempted questions
Medium of Examination	<b>Ayurveda:</b> Hindi and English <b>Homoeopathy:</b> English only <b>Siddha:</b> Tamil and English <b>Unani:</b> Urdu and English

#### 2.2. Syllabus:

The syllabus for the exam shall comprise of subject's/knowledge areas as per the Graduate Level Education Regulations of respective discipline issued by NCISM/NCH. Kindly refer to the NCISM/NCH website for complete syllabus.

#### 2.3. Marking Scheme:

- i. Each question carries 04 (four) marks.
- ii. For each correct response, candidate will get 04 (four) marks.
- iii. For each incorrect response, 01 (one) mark will be deducted from the total score.
- iv. Un-answered/un-attempted questions will be given no marks.
- v. To answer a question, the candidate needs to choose the most appropriate option.
- vi. However, after the process of Challenges of the Answer Key, in case there are multiple correct options or change in key, only those candidates who have attempted the question correctly as per the revised Answer key will be awarded marks.
- vii. In case a Question is dropped due to some technical error, full marks shall be given to all the candidates irrespective of the fact who have attempted it or not.
- viii. In case of any ambiguity in translation/construction of a question in the exam, its English version shall be treated as final and the decision of NTA shall be final in this regard.

## Chapter-3

### Eligibility Criteria for AIAPGET-2026

- 3.1. Candidates must possess a **BAMS/BUMS/BSMS/BHMS/Graded BHMS Degree** or Provisional Pass Certificate recognized under the relevant provisions of NCISM/NCH Act (the IMCC 1970/HCC 1973/NCISM 2020/NCH 2020) and **possess permanent or provisional registration certificate of BAMS/BUMS/ BSMS/ BHMS/Graded BHMS degree** qualification issued by the erstwhile CCIM / erstwhile CCH/NCISM/NCH/State/UT Board and have completed one year of internship or/are likely to complete the internship as per the NCISM/NCH notification, may apply for AIAPGET 2026 through Online Application Registration system at website <https://exams.nta.ac.in/aiapget/>
- 3.2. Requests for appearing in AIAPGET 2026 from candidates completing internship after the cut-off date of completion of internship notified in this bulletin or having qualifications that are not recognized by the competent authority shall be summarily rejected. Candidates are further advised not to canvass for the same.
- 3.3. The dates indicated by candidates regarding 12 months Compulsory Rotatory Internship i.e. starting date, completion date, shall be treated as final and candidates will be required to submit the original Compulsory Rotatory Internship completion certificate at the time of counselling.
- 3.4. The cut-off date for completion of internship towards determination of eligibility for appearing in AIAPGET-2026 shall be **31 August 2026** or such date as may be notified by NCISM/NCH from time to time.
- 3.5. Some of the Universities/Institutions with regulations that candidates who are already pursuing any PG Course in their University or in another University are not eligible for admission till they complete the course. The candidates who are already pursuing PG Courses either through All India Quota or State Quota and are applying for a seat under All India Quota/State quota seats may confirm the eligibility conditions of that University in this regard. NTA/NCISM/NCH shall not be responsible if such candidates are refused admission. Such candidates may opt for the subject and the college at their own risk and cost. The eligibility criteria will be as per NCISM/NCH Act regulations and notifications of Ministry of Ayush, Government of India.
- 3.6. There is no upper age limit for the AIAPGET exam. The candidates of any age can apply for the examination.
- 3.7. Candidates must be Indian citizens to be eligible to apply for AIAPGET-2026.
- 3.8. It shall be the responsibility of the candidate to ensure that he/she fulfils the eligibility criteria prescribed by NCISM/NCH. Mere appearance in the examination or inclusion in the merit list shall not confer any right for admission.
- 3.9. The eligibility of a candidate is purely provisional at all stages. Merely appearing in AIAPGET-2026, qualifying the examination, inclusion in the merit list, participation in counselling, allotment of seat, or admission to an institution shall not confer any right upon the candidate. If any information furnished by the candidate is found to be false, fabricated, suppressed, or ineligible at any stage before or after admission, the candidature/admission shall be cancelled and appropriate action shall be taken in accordance with the applicable rules, including the **Public Examinations (Prevention of Unfair Means) Act, 2024**, wherever applicable.

## Chapter-4

### Reservations and Facilities for PwD/PwBD Candidates

4.1. Reservation policy shall be applicable as per the norms and notifications issued by the Government of India, NCISM, NCH and the respective Counselling Authorities, wherever applicable. The categories and the extent of reservation are as follows:

- General category belonging to **Economically Weaker Section (GEN- EWS) – 10%** of seats in every course. The benefit of reservation will be given only to those General category candidates who satisfy the conditions given in the **OM No. 20013/01/2018-BC-II dated 17 January 2019**, issued by the Ministry of Social Justice and Empowerment. The criteria for **GEN-EWS** will be as per the prevailing norms and/or notifications of the Government of India.
- Other Backward Classes belonging to the **Non-Creamy Layer (OBC- NCL) – 27%** of seats in every course.
  - i. OBCs should be listed in the current updated central list of OBCs (<http://www.ncbc.nic.in>).
  - ii. OBCs present in the State list but **not** covered in the central list of OBCs (as per the list in <http://www.ncbc.nic.in>) are **NOT** eligible to claim the reservation.
  - iii. The criteria for OBC-NCL will be as per the notification of the Government of India.
  - iv. Candidates belonging to the creamy layer of OBC are **NOT** entitled to reservation. Such candidates are treated as belonging to the general (GEN), i.e. unreserved category, and they will be eligible only for the OPEN seats – the seats for which all candidates are eligible.
- ✚ **Scheduled Caste (SC) – 15%** of seats in every course.
- ✚ **Scheduled Tribe (ST) – 7.5%** of seats in every course.
- ✚ **Persons with Disability (PwBD) – 5%** of the annual sanctioned intake capacity in Government or Government Aided Institutions shall be filled up by candidates with PwD in accordance with the provision of the Rights of Persons with Disabilities Act 2016 (49 of 2016) based on the merit list of AIAPGET – 2026.
- ✚ **UDID Card (Swawlamban Card) for PwD/PwBD candidates** – UDID (Unique Disability ID) Card (Swawlamban Card) issued by the Ministry of Social Justice and Empowerment will also be considered as a valid proof of identity for PwD/PwBD candidates.

Note: Eligibility of benchmark disability shall be governed by the norms prescribed by NCISM/NCH.

#### 4.2. Facilities for PwBD candidates to appear in the exam

##### The Rights of Persons with Disabilities Act, 2016:

The Gazette of India, Extraordinary Part-II Section 1, Ministry of Law and Justice (Legislative Department) New Delhi dated 28 December 2016 on “The Rights of Persons with Disabilities Act, 2016. The relevant paragraphs of the above Gazette Notification for consideration are as under: -

- ✚ **Para 2 (r)** “person with benchmark disability” means a person with not less than forty percent of a specified disability where specified disability has not been defined in measurable terms and includes a person with disability where specified disability has been defined in measurable terms, as certified by the certifying authority;

- ✚ **Para 2 (s)** “person with disability” means a person with long term physical, mental, intellectual or sensory impairment which, in interaction with barriers, hinders his full and effective participation in society equally with others;
- ✚ **Para 2 (zc)** “specified disability” means the disabilities as specified in the Schedule; (Appendix - II)

### Office Memorandum dated 29 August 2018:

- ✚ Ministry of Social Justice & Empowerment, Govt. of India, Office Memorandum No. F. No. 34-02/2015-DD-III dated 29 August 2018 for conducting written examination for persons with specified disabilities covered under the definition of Section 2(r) of the RPwD Act, 2016. The relevant paragraphs of the above Office Memorandum for consideration are as under: -
- ✚ **Para IV.** The facility of Scribe/Reader/Lab Assistant should be allowed to any person with benchmark disability as defined under section 2(r) of the RPwD Act, 2016 and has limitation in writing including that of speed if so desired by him/her.
- ✚ In case of person with benchmark disabilities in the category of blindness, locomotor disability (both arms affected BA) and cerebral palsy, the facility of scribe/reader/lab assistant shall be given, if so desired by the person.
- ✚ In case of other category of persons with benchmark disabilities, the provision of scribe/reader/lab assistant can be allowed on production of a certificate to the effect that person concerned has physical limitation to write, and scribe is essential to write examination on his behalf, from the Chief Medical Officer/Civil Surgeon/Medical Superintendent of a Government health care institution as per proforma at Appendix - III.
- ✚ In case the candidate is allowed to bring his own scribe, the qualification of the scribe should be one step below the qualification of the candidate taking examination. The person opting for own scribe should submit details of the own scribe as per proforma at Appendix-IV.

### Office Memorandum dated 10 August 2022:

- ✚ Ministry of Social Justice & Empowerment, Govt. of India, Office Memorandum No F. No. 29-6/2019-DD-III dated 10 August 2022 for conducting written examination for persons with specified disabilities covered under the definition of Section 2(s) of the RPwD Act, 2016 but not covered under the definition of Section 2(r) of the said Act, i.e. person having less than 40% disability and having difficulty in writing. The relevant paragraphs of the above Office Memorandum for consideration are as under: -
- ✚ **Para 3 (b).** The facility of scribe and/or compensatory time shall be granted solely to those having difficulty in writing subject to production of a certificate to the effect that person concerned has limitation to write and that scribe is essential to write examination on his/her behalf from the competent medical authority of a Government healthcare institution as per proforma at Appendix-V.
- ✚ **Para 3 (c).** The medical authority for the purpose of certification as mentioned above should be a multi-member authority comprising the following: -
  - i. Chief Medical officer/Civil Surgeon /Chief District Medical Officer, Chairperson
  - ii. Orthopedic/PMR specialist
  - iii. Neurologist, if available\*
  - iv. Clinical Psychologist/Rehabilitation Psychologist/Psychiatrist/Special Educator
  - v. Occupational therapist, if available\*

vi. Any other expert based on the condition of the candidate may be nominated by the Chairperson.

- + (\* the Chief Medical Officer/Civil Surgeon/Chief District Medical Officer may make full efforts for inclusion of neurologists, occupational therapist from the nearest District or the Medical College/Institute, if the same is not available in the district)”
- + The candidate should fill up the details of the scribe as per undertaking proforma.

### 4.3. Scribe and Compensatory Time

1. The candidate has the discretion of opting for his own scribe / reader / lab assistant or request the Examination Body for the same. The examining body may also identify the scribe / reader / lab assistant to make panels at the District / Division / State level as per the requirements of the examination. In such instances the candidates should be allowed to meet the scribe two days before the examinations so that the candidates get a chance to check and verify whether the scribe is suitable or not.
2. The word “extra time or additional time” that is being currently used should be changed to “compensatory time” and the same should not be less than 20 minutes per hour of examination for persons who are allowed use of scribe / reader / lab assistant. All the candidates with benchmark disabilities who are eligible to avail the facility of scribe in terms of guidelines vide para IV of Para 2.2.2 above may be allowed additional time of one hour for an examination of 3 hours duration whether they use the facility of scribe or not. In case the duration of the examination is less than an hour, then the duration of additional time should be allowed on a pro-rata basis. Additional time should not be less than 5 minutes and should be in the multiple of 5 minutes”.

**Note** – Both the guidelines i.e. dated 29 August 2018 (for PwBDs) and dated 10 August 2022 (for PwDs) have other important aspects such as allowing use of assistive devices, proper seating arrangement, accessibility of Examination Centre(s) etc. which will be followed.

- + The scribe will help the Candidate in reading the questions and / or keying in the answers as per the directions of the Candidate. A scribe will NEITHER explain the questions NOR suggest any solution to the Candidate.
- + It is to be noted that the Scribe will be provided by the National Testing Agency (NTA), if requested by the Candidate.
- + If it is found at any stage that a candidate has availed the services of a scribe and/or availed the compensatory time but does not possess the extent of disability that warrants the use of a scribe and/or grant of compensatory time, the candidate will be excluded from the process of evaluation, ranking, counselling and admission. In case such a candidate has already been admitted to any Institution, the admission of the candidate will be cancelled.
- + Physical Disability certificate (Unique Disability Identification (UDID)) issued by the notified medical authority needs to be uploaded in the Online Application Form of AIAPGET – 2026.

**Note –1:** The NTA does not guarantee any change in the category or sub-category (PwD/PwBD status) after the submission of the Online Application Form and closure of correction window, in case change will be entertained by NTA after the declaration of NTA Score for AIAPGET - 2026. Therefore, the candidates are advised to fill in the category/sub-category column very carefully.

**Note –2:** The extent of “specified disability” in a person shall be assessed in accordance with the “Guidelines for the purpose of assessing the extent of specified disability in a person included under the Rights of Persons with Disabilities Act, 2016.

**Note –3:** Candidates must note that the benefit of reservation will be given to them subject to verification of documents. If it is discovered at any stage that a candidate has used a false/fake/incorrect document or has furnished false, incorrect or incomplete information, to avail the benefit of reservation, then such a candidate shall be excluded from all admission processes. In case such a candidate has already been given admission, the admission shall stand cancelled.

In the case of the Institutes run/aided/recognized by State Governments, the policy of the respective State Governments shall be applicable.

## Chapter-5 Choice of Cities

The Cities where the AIAPGET -2026 will be conducted are given in Annexure-6. While applying, candidates have to select any **four cities** of their choice. Efforts will be made to allot the city of examination to the candidates in order of choice opted by them in their online Application Form. **However, due to administrative/logistic reasons, a different city can be allotted.**

In case there are very few candidates from a City, the NTA reserves the right to merge one, two, or more cities.

The decision of the NTA regarding the allotment of the City/Centre shall be final. No further correspondence or request shall be entertained in such a case.

While filling in the Online Application Form, candidates should select **four Convenient Cities from Annexure-6** as their Choice of Cities for the exam Centre in order of priority.

NTA will not be responsible for any inconvenience due to the incorrect selection of cities by the candidates.

In case, the number of candidates opting for a city as a Centre with a regional language is less than a certain minimum, candidates may be allotted a Centre in another city irrespective of the city opted by the candidates for appearing in the examination.

**Though every effort will be made to allot a Centre in one of the cities selected by the candidate, the NTA reserves the right to allot a Centre in a city other than the candidate's choice.**

**Note: All efforts will be made by NTA to consider the comfort and convenience of candidates, including PwD/PwBD Candidates while allotting Centres.**

## Chapter-6

### Registration and Application Process

#### 6.1 Online Application

Candidates shall apply for AIAPGET–2026 only through the Online mode by accessing the official website <https://exams.nta.nic.in/aiapget/>. Application Forms submitted through any mode other than online shall not be accepted.

Only one Application Form shall be submitted by a candidate. In case more than one Application Form is submitted, the candidature is liable to be cancelled.

Candidates are advised to read this Information Bulletin carefully and ensure that they fulfil the prescribed eligibility conditions before applying online.

#### 6.2 Before Applying Online

Before filling the Online Application Form, candidates should keep the following ready:

- *Valid Mobile Number and E-mail ID.*
- *Aadhaar Number (last four digits) or any other valid Government-issued Identity Proof such as Passport, EPIC, PAN, Ration Card, Bank Account or any other Government ID.*
- *Educational Qualification details.*
- *Recent Passport-size Photograph.*
- *Signature.*
- *PwBD/Disability Certificate (wherever applicable).*
- *Debit Card/Credit Card/Net Banking/UPI for payment of Examination Fee.*
- *Choice of Examination Cities*

#### 6.3 Aadhaar Authentication

Candidates are advised to ensure that their **Name, Date of Birth, Gender and Photograph** in Aadhaar are updated and match the particulars entered in the Online Application Form.

Aadhaar authentication facilitates faster identity verification during registration and subsequent stages. Candidates are advised to fill their form using AADHAAR. However, Aadhaar is **not mandatory**, and candidates may use any other valid Government-issued Identity Document as permitted in the Online Application Form.

#### 6.4 Live Photograph Capture

During submission of the Online Application Form, candidates shall be required to capture/upload a **Live Photograph** using the webcam of a desktop/laptop or the camera of a mobile device. Candidates should ensure that:

- *the face is clearly visible (without mask),*
- *both ears are visible,*
- *there is adequate lighting,*
- *the background is plain/light coloured,*
- *caps, goggles and tinted glasses are avoided.*

The Live Photograph may be used for identity verification during examination and admission process. Candidates shall not upload morphed, AI-generated, filtered or heavily edited photographs. Such applications are liable to be rejected.

## 6.5 Uploading of Documents

Candidates shall upload the following documents in the prescribed format:

Document	Format	Size
Passport Size Photograph	JPG/JPEG	10 to 200 kb
Signature	JPG/JPEG	10 to 30 kb
Identity Proof (where applicable)	JPG/JPEG	10 to 200 kb
PwBD/Disability Certificate (if applicable)	PDF	50 to 300 kb

All uploaded images/documents must be clear and legible.

## 6.6 Submission of Application

The Online Application consists of the following three steps:

- **Step 1:** Registration and generation of Application Number.
- **Step 2:** Filling the Application Form and uploading the required documents.
- **Step 3:** Payment of Examination Fee through Net Banking/Debit Card/Credit Card/UPI.

The Confirmation Page shall be generated only after successful payment of the prescribed fee. Candidates are advised to download and preserve the Confirmation Page and proof of fee payment for future reference.

## 6.7 Important Instructions

- Candidates shall provide only their own Mobile Number and E-mail ID.
- All communications from NTA shall be made only through the registered Mobile Number/E-mail ID.
- Candidates are advised to submit the Online Application well before the last date to avoid last-minute technical issues.
- Requests for correction in particulars shall not be entertained after closure of the Correction Window.
- Candidates should carefully verify all particulars before final submission of the Application Form.
- In case of multiple successful fee payments, excess fee, if any, shall be refunded after reconciliation by NTA.
- Candidates are not required to send the Confirmation Page or any document to NTA unless specifically asked.

## 6.8 Role of National Testing Agency

The role of NTA is limited to inviting online applications, conducting AIAPGET–2026, displaying the Provisional Answer Keys, inviting challenges, declaring the result and handing over the result data to NCISM/NCH.

Eligibility conditions, internship requirements, reservation, counselling, admission and recognition of qualifications shall be governed by NCISM/NCH and the respective Counselling Authorities.

### Important

- *Keep your Aadhaar details updated before registration.*
- *Use your own Mobile Number and E-mail ID.*
- *Keep scanned documents ready in the prescribed format.*
- *Ensure stable internet connectivity while submitting the Application Form.*
- *Complete the application well before the last date to avoid last-minute congestion.*

## Chapter-7

### Admit Card, Examination Day Instructions and General Guidelines

#### 7.1. Admit Card

- 7.1.1. The Admit Card will be issued provisionally to the candidates, subject to fulfillment of the eligibility conditions declared in the Online Application Form.
- 7.1.2. Candidates must download their Admit Card from the NTA website and appear for the Examination at the Examination Centre, Date, Time and Discipline mentioned therein.
- 7.1.3. No candidate shall be permitted to appear at any Examination Centre other than the one allotted in the Admit Card.
- 7.1.4. Admit Cards will not be sent by post.
- 7.1.5. In case a candidate is unable to download the Admit Card or notices any discrepancy in the particulars, photograph or signature, he/she should immediately contact the NTA Help Desk (**E-mail: aiapget@nta.ac.in**, **Phone: 011-40759000**)
- 7.1.6. Candidates should read all instructions printed on the Admit Card carefully and follow them strictly on the day of Examination.
- 7.1.7. The issue of an Admit Card shall not imply acceptance of eligibility, which shall be verified at subsequent stages.
- 7.1.8. Candidates are advised to preserve the Admit Card in good condition for future reference.

#### 7.2. Examination Day Instructions

- 7.2.1. Candidates are advised to reach the Examination Centre well before the reporting time mentioned in the Admit Card.
- 7.2.2. Late entry after closure of the entry gate shall not be permitted under any circumstances.
- 7.2.3. Candidates shall not be permitted to leave the Examination Hall before completion of the Examination.
- 7.2.4. Candidates should occupy only the seat allotted to them. Changing the seat or Examination Room on their own shall be treated as adoption of Unfair Means.
- 7.2.5. Candidates must cooperate during frisking, identity verification, biometric attendance and other security procedures.
- 7.2.6. Candidates should immediately inform the Invigilator in case the Question Paper displayed on the computer is different from the Discipline mentioned in the Admit Card.
- 7.2.7. All rough work shall be done only on the rough sheets supplied at the Examination Centre, which must be returned before leaving the Examination Hall.
- 7.2.8. Candidates must maintain discipline throughout the Examination and follow all instructions issued by the Centre Superintendent and Invigilators.
- 7.2.9. In case of any technical disruption during the Examination, compensatory time, if applicable, shall be provided as per NTA policy.

#### 7.3. Documents to be Carried

- 7.3.1. Candidates must carry the following documents to the Examination Centre:
  - i. *Print copy of the Admit Card downloaded from the NTA website.*
  - ii. *One recent passport-size photograph (same as uploaded in the Application Form) for pasting on the Attendance Sheet.*

- iii. *One original, valid and non-expired Government Photo Identity Proof such as Aadhaar Card, Aadhaar Enrolment Slip, PAN Card, Passport, Driving License, Voter ID, Ration Card, Any other Government-approved Photo ID.*
- iv. *PwBD Certificate/UDID Card, wherever applicable.*

7.3.2. If the candidate's name has changed due to marriage or any other valid reason, the relevant supporting document such as Marriage Certificate, Divorce Decree or Legal Name Change Certificate must also be produced.

#### 7.4. Items Permitted inside the Examination Centre

Candidates shall be allowed to carry only the following items:

- *Admit Card*
- *One Passport Size Photograph*
- *Original Government Photo ID*
- *Transparent Ball Point Pen*
- *Personal transparent water bottle*
- *PwBD Certificate/UDID Card, wherever applicable*
- *Sugar tablets/fruits (such as banana, apple or orange) in case of diabetic candidates.*

#### 7.5. Prohibited Items

Candidates shall NOT carry the following items inside the Examination Centre:

- |                            |                                      |   |
|----------------------------|--------------------------------------|---|
| • <i>Mobile Phones</i>     | • <i>Electronic Gadgets</i>          | • <i>Purse</i>  |
| • <i>Smart Watches</i>     | • <i>Books</i>                       | • <i>Wallet</i>   |
| • <i>Bluetooth Devices</i> | • <i>Notes</i>                       | • <i>Stationery Items other than the permitted pen</i>          |
| • <i>Earphones</i>         | • <i>Printed or Written Material</i> | • <i>Any metallic object</i>                                    |
| • <i>Microphones</i>       | • <i>Loose Papers</i>                | • <i>Any other item which may be used for unfair practices.</i> |
| • <i>Pagers</i>            | • <i>Geometry Box</i>                |   |
| • <i>Calculators</i>       | • <i>Pencil Box</i>                  |   |
| • <i>Cameras</i>           | • <i>Handbag</i>                     |   |
| • <i>Pen Drives</i>        |                                      |   |

NTA shall not be responsible for the safe keeping of any prohibited item brought to the Examination Centre.

Possession of any prohibited item may lead to cancellation of candidature and action under the Unfair Means Rules.

#### 7.6. General Guidelines

- 7.6.1. AIAPGET-2026 is conducted only for admission to Postgraduate **ASU & H** Courses for the Academic Session 2026–27.
- 7.6.2. Mere appearance in AIAPGET-2026 or qualifying the Examination does not confer any right to admission.
- 7.6.3. Admission shall be subject to fulfillment of eligibility criteria prescribed by NCISM, NCH and the respective Central/State/UT's Counselling Authorities.
- 7.6.4. Candidates are advised to verify their eligibility before submitting the Online Application Form.
- 7.6.5. Submission of false, fabricated or misleading information shall result in cancellation of candidature and may invite further action as per applicable rules.

- 7.6.6. The Examination Fee once paid shall neither be refunded nor carried forward.
- 7.6.7. Candidates should regularly visit the NTA website for the latest announcements, public notices and updates.
- 7.6.8. Candidates are deemed to have read and accepted all instructions contained in this Information Bulletin while submitting the Online Application Form.
- 7.6.9. Candidates shall maintain complete confidentiality regarding the contents of the Question Paper. Disclosure or sharing of questions in any form shall attract action under the applicable laws and the NTA Unfair Means Rules.
- 7.6.10. In case of any dispute relating to AIAPGET-2026, the jurisdiction shall be limited to the competent Courts at Delhi/New Delhi only.

## Chapter-8

### Unfair Means Practices (UFM), Examination Security and Legal Action

#### 8.1. Examination Integrity

The National Testing Agency (NTA) is committed to conducting AIAPGET–2026 in a fair, transparent, secure and technology-enabled manner. Every candidate is expected to maintain the highest standards of honesty and integrity throughout the examination process.

Any act that compromises or attempts to compromise the confidentiality, fairness, security or integrity of the examination, either before, during or after the examination, shall be treated as an **Unfair Means Practice (UFM)** and shall invite strict disciplinary and legal action.

The provisions of this chapter shall be read in conjunction with the **Public Examinations (Prevention of Unfair Means) Act, 2024**, Information Technology Act, 2000 (where applicable), Bharatiya Nyaya Sanhita (BNS), and other applicable laws of the Government of India.

#### 8.2. What Constitutes Unfair Means Practices

The following acts are illustrative and not exhaustive. Any activity intended to obtain an unfair advantage or compromise the examination process shall be treated as UFM.

##### 8.2.1. Identity Fraud and Impersonation

- *Appearing in the examination on behalf of another candidate.*
- *Allowing another person to appear in one's place.*
- *Use of forged identity documents or fake Government ID.*
- *Multiple registrations or obtaining more than one Application Number.*
- *Suppression or misrepresentation of identity.*

##### 8.2.2. Possession or Use of Prohibited Articles

Possessing or using any prohibited article inside the Examination Centre, including but not limited to:

- *Mobile phones*
- *Smart watches*
- *Bluetooth devices*
- *Earphones*
- *Microphones*
- *Calculators*
- *Cameras*
- *USB devices*
- *Storage devices*
- *Electronic gadgets*
- *Written notes*
- *Printed material*
- *Any communication device*
- *Any other article capable of transmitting or storing information.*

Possession alone may be treated as UFM even if the device is not used.

##### 8.2.3. Digital, Cyber and CBT-related Malpractices

Since AIAPGET is conducted in **Computer Based Test (CBT)** mode, the following activities shall be treated as serious UFM offences:

- *Attempting remote access to the examination computer.*
- *Remote desktop access or screen sharing through any software.*
- *Hacking or attempting to hack the examination system.*
- *Use of malware, spyware, scripts or unauthorized software.*
- *Connecting external devices to the examination computer.*
- *Attempting to manipulate the examination software or timer.*
- *Unauthorized login using another candidate's credentials.*
- *Attempting to bypass browser security or lockdown features.*

- *Capturing screenshots, photographs or screen recordings of examination questions.*
- *Copying, downloading, transmitting or sharing digital question papers.*
- *Use of artificial intelligence (AI), remote assistance, hidden communication devices or any technology-enabled method for obtaining answers.*
- *Any attempt to interfere with servers, network infrastructure, examination software or communication systems.*
- *Any cyber activity intended to compromise the confidentiality or integrity of the examination.*

#### 8.2.4. Communication and Collusion

- *Talking, whispering or communicating with other candidates.*
- *Passing chits or written material.*
- *Exchanging signals or gestures.*
- *Looking at another candidate's screen.*
- *Receiving or providing assistance directly or indirectly.*
- *Contacting any person other than authorized examination officials during the examination.*

#### 8.2.5. Forgery and Fabrication

Submitting or uploading forged, fabricated or manipulated documents including:

- *Photograph*
- *Signature*
- *Aadhaar or any other Government ID*
- *Disability Certificate*
- *UDID Certificate*
- *Medical Certificate*
- *Internship Certificate*
- *Educational Qualification*
- *Category or sub-category Certificate*
- *Any other document required during the examination or admission process.*

Uploading morphed, AI-generated or digitally manipulated photographs or signatures shall also be treated as UFM.

#### 8.2.6. Examination Centre Misconduct

- *Entering or attempting to enter the Examination Centre after gate closure.*
- *Forceful entry or exit.*
- *Creating disturbance inside the Examination Centre.*
- *Damaging examination infrastructure.*
- *Refusing biometric verification or identity verification.*
- *Refusing security frisking.*
- *Changing allotted seat without permission.*
- *Disobeying lawful instructions of Centre Superintendent, Observer or Invigilator.*

#### 8.2.7. Confidentiality Breach

- *Disclosing examination questions in any manner.*
- *Sharing memory-based questions.*
- *Publishing questions on social media, messaging platforms, websites or other digital media.*
- *Recording or transmitting examination content.*
- *Helping any person or organization involved in leaking examination material.*

#### 8.2.8. Any Other Malpractice

Including but not limited to:

- *Writing on hands, desk or body.*
- *Possession of written slips.*
- *Passing rough sheets outside the Examination Hall.*
- *Threatening examination officials or candidates.*

- Any activity prohibited by NTA instructions.
- Any act punishable under the **Public Examinations (Prevention of Unfair Means) Act, 2024**.
- Any other activity which, in the opinion of NTA, compromises the fairness, transparency, confidentiality or security of the examination.

### 8.3. Detection of Unfair Means

Candidates should note that UFM may be detected:

- before the examination,
- during the examination,
- after the examination,
- during result processing,
- during counselling,
- during admission,
- or at any subsequent stage after admission.

Detection may be based on physical verification, biometric authentication, CCTV footage, AI-based analytics, forensic examination, cyber investigation, digital evidence, document verification, statistical analysis, candidate response patterns, complaints received or information obtained from any investigating agency.

### 8.4. Action Against Candidates

If any candidate is found involved in Unfair Means Practices at any stage, NTA may take one or more of the following actions depending upon the nature and gravity of the offence:

- Cancellation of candidature.
- Cancellation or withholding of result.
- Cancellation of score.
- Debarment from future NTA examinations for an appropriate period.
- Debarment from future public examinations as per applicable rules.
- Reporting the matter to the concerned regulatory authority, counselling authority, institution or university.
- Recovery of examination-related costs, wherever applicable.
- Initiation of criminal proceedings under applicable laws.
- Any other action considered appropriate by NTA.

The decision of NTA shall be final and binding.

### 8.5. Cancellation of Admission

If at any stage, including **after declaration of result, during counselling, after allotment of seat, after joining an institution, or even after commencement of the academic Programme**, it is found that the candidate had indulged in any Unfair Means Practice, impersonation, forgery, cyber fraud, submission of false documents or any other prohibited activity, the candidature, result, admission and all consequential benefits shall be liable to be cancelled forthwith.

Such action may be taken irrespective of whether the malpractice is detected immediately or at a later stage.

The concerned institution, counselling authority, regulatory body and other competent authorities shall also be informed for taking further necessary action.

### 8.6. Legal Consequences

Candidates involved in Unfair Means Practices may also be liable for prosecution under the **Public Examinations (Prevention of Unfair Means) Act, 2024**, the Information Technology Act, 2000, Bharatiya Nyaya Sanhita (BNS), and other applicable laws.

Wherever applicable, criminal investigation, prosecution, penalties, imprisonment, recovery of damages and other legal consequences may be initiated by the competent authorities.

### 8.7. Final Declaration

Every candidate submitting the AIAPGET–2026 Application Form shall be deemed to have read, understood and accepted the provisions contained in this chapter. Ignorance of these provisions shall not be accepted as a defence.

NTA reserves the right to take any action necessary to safeguard the integrity, confidentiality, fairness and credibility of AIAPGET–2026 and all decisions taken by NTA in this regard shall be final and binding.

**Warning:** AIAPGET–2026 is a highly secure Computer Based Examination. All examination centres are under CCTV surveillance and biometric authentication. NTA may use advanced analytics, Artificial Intelligence (AI), forensic examination, cyber investigation and other technology-enabled mechanisms for detecting Unfair Means Practices. Any candidate found violating the examination rules shall be liable for cancellation of candidature, cancellation of admission (even if already admitted), debarment from future examinations and criminal prosecution under the applicable laws.

## Chapter-09

### Procedure for Declaration of Result

#### 9.1. Display of Recorded Responses and Question Paper

Prior to the declaration of the result, the National Testing Agency (NTA) will display the recorded responses and the Question Paper attempted by the candidates on the AIAPGET website:

<https://exams.nta.nic.in/aiapget/>

The recorded responses and Question Paper are likely to remain available for **two to three days**. A Public Notice indicating the schedule for viewing the recorded responses will be hosted on the NTA website.

#### 9.2. Display of Provisional Answer Key and Challenge Facility

To ensure transparency in the evaluation process, the NTA will display the **Provisional Answer Key** on the AIAPGET website and provide an opportunity to the candidates to challenge the Answer Key.

The following procedure shall be followed:

- 9.2.1. The Provisional Answer Key will be made available on the AIAPGET website for a specified period, generally **two to three days** i.e. during the Answer Key Challenge period.
- 9.2.2. Candidates may challenge the Provisional Answer Key online by paying a **non-refundable processing fee of ₹200/- (Rupees Two Hundred only) per question challenged**.
- 9.2.3. Challenges submitted without payment, after the prescribed time, through any mode other than the online challenge portal, or without proper justification/supporting evidence, shall not be considered.
- 9.2.4. All valid challenges received during the stipulated period shall be examined by a panel of subject experts.
- 9.2.5. If any challenge is found to be valid, the Provisional Answer Key shall be revised accordingly and the **Final Answer Key** will be prepared.
- 9.2.6. The decision of NTA based on the recommendations of the subject experts shall be **final and binding**, and no further correspondence in this regard shall be entertained.
- 9.2.7. NTA will not communicate individually with candidates regarding the acceptance or rejection of their challenges.

#### 9.3. Evaluation and Declaration of Result

1. The result of AIAPGET–2026 shall be prepared strictly on the basis of the **Final Answer Key** approved by the subject experts and marking scheme as given in Chapter 2.
2. The raw (actual) marks obtained by the candidates shall be used for preparation of the merit list and result.
3. The result shall be hosted only on the AIAPGET website. No Score Card shall be sent individually to the candidates by post or e-mail. Candidates are required to download their Score Card from the website.
4. There shall be **no provision for re-checking, re-evaluation or re-totalling** of the Answer Sheets/Response Sheets or Result. No request or representation in this regard shall be entertained.
5. No grievance regarding the Answer Key shall be entertained after declaration of the final result.

#### 9.4. AIAPGET Score and Admission

1. The National Testing Agency (NTA) is only the **Examination Conducting Agency** for AIAPGET–2026.
2. NTA shall prepare and declare the AIAPGET–2026 Score and Merit List based on the approved evaluation process and shall share the relevant data with the concerned authorities.
3. NTA may or may not determine eligibility for admission, reservation policy, counselling procedure, seat matrix, internship requirements, recognition of qualifications, or admission criteria. These matters are governed by the Ministry of AYUSH, NCISM, NCH and the respective Counselling Authorities.
4. Merely qualifying AIAPGET–2026 or obtaining a higher rank does not confer any automatic right to admission. Admission shall be subject to fulfillment of all eligibility conditions, document verification, internship requirements, counselling rules and other applicable regulations prescribed by the competent authorities.
5. The AIAPGET–2026 scores shall be valid only for admission to the **Academic Session 2026–27**, unless otherwise notified by the competent authority.

### 9.5. Tie-Breaking Criteria

In the event of two or more candidates obtaining the same marks in AIAPGET–2026, the inter-se merit shall be determined in the following order:

1. Candidate having **lesser number of negative responses** in the entire question paper shall be placed higher in merit.
2. If the tie still persists, the candidate having **higher aggregate percentage of marks** in the entire BAMS/BUMS/BHMS/BSMS course, as applicable, shall be placed higher in merit.
3. If the tie still remains unresolved, the **candidate older in age** shall be placed higher in the merit list.

### 9.6. Publication of Result

The result of AIAPGET–2026 shall be declared on the AIAPGET website only. Candidates are advised to regularly visit the official website for updates regarding declaration of result, score card, counselling and other related activities. NTA shall not be responsible for non-receipt of any communication due to incorrect e-mail address, mobile number or any other reason attributable to the candidate.

## Chapter-10

### General Instructions, Caution Notice and Non-Disclosure Agreement

#### 10.1. General Instructions

1. AIAPGET–2026 is conducted by the National Testing Agency (NTA) on behalf of the Ministry of AYUSH, Government of India, for admission to Postgraduate **ASU & H** Courses for the Academic Session **2026–27**.
2. Candidates are advised to read this Information Bulletin carefully before submitting the Online Application Form and ensure that they satisfy the prescribed eligibility conditions. Submission of the Application Form shall be treated as acceptance of all the provisions contained in this Information Bulletin.
3. Candidates should regularly visit the official AIAPGET website for all authentic information, Public Notices, Corrigenda, Addenda and other updates relating to the examination. No separate communication may be issued for every update.
4. NTA shall communicate with candidates only through the official website, registered e-mail address and registered mobile number provided in the Online Application Form. Candidates are advised to keep their registered e-mail ID and mobile number active throughout the examination and admission process.
5. Candidates must rely only on information published by NTA and should not depend upon unofficial websites, social media platforms, blogs, coaching institutes or any unauthorized source for information relating to AIAPGET–2026.
6. Any dispute arising in connection with AIAPGET–2026 shall be subject to the exclusive jurisdiction of the competent Courts at Delhi/New Delhi only.

#### 10.2. Caution Notice

Candidates are advised to exercise due caution and note the following:

1. The official website for AIAPGET–2026 is: <https://exams.nta.nic.in/aiapget/>  
Only the information published on the above website and the NTA website shall be treated as authentic.
2. Candidates should not be influenced by any person, agency, coaching institute or organization claiming to guarantee admission, higher score, better rank, question papers, answer keys, seat allotment or any other undue advantage in AIAPGET–2026.
3. Candidates are advised not to believe, create, forward or circulate any rumours, fake news, misleading information, fabricated documents, fake Public Notices or unauthorized communications regarding AIAPGET–2026 through social media, messaging applications or any other platform.
4. If any candidate comes across any suspicious activity relating to paper leak, impersonation, cyber fraud, fake websites, fake notices, forged documents, examination malpractice or any activity likely to compromise the integrity of AIAPGET–2026, the same should immediately be reported to NTA.
5. NTA reserves the right to initiate appropriate administrative and legal action against any individual, coaching institute, organization or agency found indulging in activities prejudicial to the fairness, transparency, confidentiality or integrity of AIAPGET–2026.

#### 10.3. Non-Disclosure Agreement (NDA)

1. AIAPGET–2026 is a confidential and proprietary examination conducted by the National Testing Agency (NTA) on behalf of the Ministry of AYUSH, Government of India.

2. All examination contents, including but not limited to questions, answer options, images, graphics, software interface, examination screens, recorded responses, answer keys and other examination material, are confidential and remain the intellectual property of NTA and the concerned authorities.
3. By submitting the Online Application Form and/or appearing in AIAPGET–2026, every candidate shall be deemed to have accepted the provisions of this Non-Disclosure Agreement (NDA) and all other terms and conditions contained in this Information Bulletin.
4. Candidates shall not, either during or after the examination:
  - i. Copy, reproduce, record or retain any part of the Question Paper or examination content.
  - ii. Capture or attempt to capture photographs, screenshots, audio recordings, video recordings or screen recordings of the examination.
  - iii. Publish, upload, transmit, circulate or share any examination content through social media platforms, messaging applications, websites, blogs, online forums or any other electronic or physical medium.
  - iv. Disclose or discuss the questions or memory-based questions with any person, coaching institute, organization or publication.
  - v. Assist, directly or indirectly, any person or organization in reproducing, publishing or circulating examination content in any form.
5. Any breach of this Non-Disclosure Agreement shall be treated as a serious violation of the examination rules and may result in one or more of the following actions, as applicable:
  - Cancellation of candidature;
  - Cancellation or withholding of result;
  - Cancellation of admission, if already granted;
  - Debarment from future examinations conducted by NTA;
  - Criminal prosecution under the **Public Examinations (Prevention of Unfair Means) Act, 2024**, the **Information Technology Act, 2000**, the **Bharatiya Nyaya Sanhita (BNS)** and other applicable laws;
  - Any other administrative or legal action considered appropriate by NTA or the competent authority.
6. The decision of NTA regarding any violation of this Non-Disclosure Agreement shall be final and binding on all candidates.

## Chapter-11 Miscellaneous

### 11.1. Correspondence with NTA

All the correspondence should be addressed by e-mail to NTA on [aiapget@nta.ac.in](mailto:aiapget@nta.ac.in). The email query shall be addressed only if it is not anonymous and contains the name, Registration/ Application No, postal address and contact number of the sender. An email containing vague or general queries and other queries as contained in the Information Bulletin shall not be entertained. Queries shall not be entertained by the person claiming to be representatives, associates or officiates of the applicant candidate. The following information shall not be revealed by phone or email:

- i. Internal documentation/ status.
- ii. Internal decision-making process of NTA. Any claim/ counter claim thereof.
- iii. Dates and venue of internal meetings or name of the staff/officers dealing with it.
- iv. Any information which in the opinion of NTA cannot be revealed.

### 11.2. NTA Weeding Out Rules

The record of AIAPGET -2026 will be preserved up to **90 days from the date of declaration of result.**

### 11.3. Legal Jurisdiction

All disputes pertaining to the conduct of the **AIAPGET-2026** including Results shall fall within the **jurisdiction of Delhi/New Delhi** only. Further, any grievance/representation arising out of the Result shall be entertained only when raised within 30 days from the declaration of the result. Further, the copy of the Legal Notice or Writ Petition/ Petition/Appeal/ Reply may be served to NTA only through: [legal@nta.ac.in](mailto:legal@nta.ac.in)

### 11.4. RTI

Information uploaded on the website shall not be provided to the candidate or any other person under the R.T.I. Act, 2005. The information uploaded on the website shall remain for a specific period only. Therefore, the candidates are advised to download the uploaded information and keep with them for future. In the course of examination or in midway of process, nor any application under the Right to Information Act, 2005 shall be entertained nor information will be provided.



# List of Annexures

## Annexure - 1

### Payment of Exam Fee - Procedure/ Mode / Service Provider(s) and Services Charges

After completing Step-2 of Online Application Form, candidates may remit the examination fee (Step -3) by choosing the following options:

#### Online Mode i.e. Debit/ Credit Card, Net Banking and Unified Payment Interface (UPI) in SBI Bank or Canara Bank:

- Check the validity of the Debit/ Credit Card and keep it ready with you while logging on to website for submitting application form. Candidate should enter the information asked for and make payment through Debit/ Credit Card.
- through Net Banking, check the balance in your account and keep all credentials ready with you while logging on to website for submitting application form. Candidate should Login with his/her credentials of net banking and make payment through Net Banking.

Please select any Mode of Payment/Service Provider (Service/Processing charges per transaction and GST (applicable @ 18 %) to be paid by the candidate):

S. No	Mode of Payment	STATE BANK OF INDIA		CANARA BANK	
1	Net Banking	SBI	₹ 5.00+GST	Other Banks (Including Canara Bank)	₹ 13 + GST
		Other Banks		HDFC, ICICI, SBI, AXIS	₹ 17 + GST
2	Debit Cards	NIL		Visa/Master	Transaction up to ₹ 2000/- 0.40% + GST
				Rupay	Transaction above ₹ 2000/- 0.85% + GST
3	Credit Cards	Domestic	0.80% + GST	Domestic	1.10% + GST
		International	3.50% of Fee+ GST (Minimum Rs 11/-)		
4	Unified Payment Interface (UPI)	Nil Charge			

**Note: In case, the fee payment status is not 'OK' the candidates are advised as following: -**

- If the fee is paid through credit/debit card and status is not OK, it means the transaction is cancelled. Therefore, such candidates have to pay the fee once again and ensure the OK fee status.
- For cancelled transactions, the amount will, automatically, be refunded by the concerned Bank to concerned credit/debit card within **15 days of last date of submission of Application Form.**

#### Help lines:

(a) If paying through Canara Bank:

Level	Name	Email ID
1	Helpdesk	<a href="mailto:pgsupport@billdesk.com">pgsupport@billdesk.com</a> ; <a href="mailto:dssrosdel@canarabank.com">dssrosdel@canarabank.com</a> ; <a href="mailto:tmcode1@canarabank.com">tmcode1@canarabank.com</a> ; <a href="mailto:cb0268@canarabank.com">cb0268@canarabank.com</a> ;



## Annexure 2

# CERTIFICATE REGARDING PHYSICAL LIMITATION TO WRITE IN AN EXAMINATION

Certificate No. \_\_\_\_\_ Dated: \_\_\_\_\_

This is to certify that Mr./Ms. \_\_\_\_\_,  
Aged \_\_\_\_\_ Years, Son / Daughter of Mr. / Mrs. \_\_\_\_\_,  
R/o \_\_\_\_\_

Affix Passport Size  
Photograph of the  
candidate (same as  
uploaded on the  
Online Application  
Form) duly attested  
by the issuing  
authority

With AIAPGET 2026 Application No. \_\_\_\_\_ and AIAPGET 2026 Roll No. \_\_\_\_\_,  
\_\_\_\_\_ has the following Specified Disability  
in \_\_\_\_\_  
(percentage) \_\_\_\_\_ (in words)  
(in figures).

- Please tick on the “Specified Disability”

(Assessment may be done on the basis of Gazette of India. Extraordinary, Part-II, Section 3 Sub-section (ii), Ministry of Social Justice and Empowerment)

S. No.	Category	Type of Disability	Specified Disability
1.	Physical Disability	Locomotor Disability	a. Leprosy cured person, b. cerebral palsy, c. dwarfism, d. muscular dystrophy, e. acid attack victims.
		Hearing Impairment	a. deaf, b. hard of hearing
		Speech & Language Disability	Permanent disability arising out of conditions such as laryngectomy or aphasia affecting one or more components of speech and language due to organic or neurological causes.
2.	Intellectual Disability		a. specific learning disabilities/perceptual disabilities: Dyslexia, Dysgraphia, Dyscalculia, Dyspraxia & Developmental Aphasia) b. autism spectrum disorder
3.	Mental Behaviour		a. mental illness
4.	Disability caused dueto	i. Chronic Neurological Conditions	a. multiple sclerosis b. Parkinson's disease
		ii. Blood disorder	a. Haemophilia, b. Thalassemia, c. Sickle cell disease
5.	Multiple Disabilities		More than one of the above specified disabilities including deaf blindness

This is to further certify that he/she has physical limitation which hampers his/her writing capabilities to write the Examination owing to his/her disability.

Signature  
Name: \_\_\_\_\_

Chief Medical Officer/Civil Surgeon/Medical  
Superintendent Government Health Care  
Institution with Seal

### Annexure 3

## Letter of Undertaking for Using Own Scribe

I \_\_\_\_\_, a candidate with \_\_\_\_\_ (name of the disability) appearing for the \_\_\_\_\_ (name of the examination) bearing Roll No. \_\_\_\_\_ at \_\_\_\_\_ (name of the centre) in the District \_\_\_\_\_, \_\_\_\_\_ (name of the State). My qualification is \_\_\_\_\_.

I do hereby state that \_\_\_\_\_ (name of the scribe) will provide the service of scribe/reader/lab assistant for the undersigned for taking the aforesaid examination.

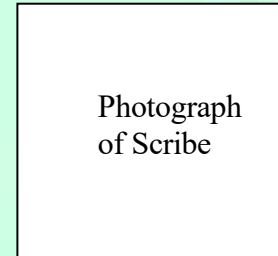
I do hereby undertake that his qualification is \_\_\_\_\_. I also certify that his/her qualification is at least one level below mine.

I further certify that the scribe whose photograph and particulars are mentioned below.

(Signature of the candidate with Disability)

Place:

Date:



(Self- Attested Photograph)

Name of Scribe	ID of the Scribe	ID Number

## Annexure 4

### Certificate for person with specified disability covered under the definition of Section 2 (s) of the RPwD Act, 2016 but not covered under the definition of Section 2(r) of the said Act, i.e. persons having less than 40% disability and having difficulty in writing

1. This is to certify that, we have examined Mr./Ms./Mrs. .... (name of the candidate), S/o/D/o of ..... a resident of ..... (Vill/PO/PS/District/State), aged..... yrs, a person with..... (nature of disability/condition), and to state that he/she has limitation which hampers his/her writing capability owing to his/her above condition. He/ she requires support of scribe for writing the examination.
2. The above candidate uses aids and assistive device such as prosthetics & orthotics, hearing aid (name to be specified) which is/are essential for the candidate to appear at the examination with the assistance of scribe.
3. This certificate is issued only for the purpose of appearing in written examinations conducted by examination agencies as well as academic institutions and is valid up to ..... (it is valid for maximum period of six months or less as may be certified by the medical authority)

Signature of Medical Authority

(Signature & Name)	(Signature & Name)	(Signature & Name)	(Signature & Name)	(Signature & Name)
Orthopaedic/ PMR specialist	Clinical Psychologist/Rehabilitation Psychologist/Psychiatrist/ Special Educator	Neurologist (if available)	Occupational Therapist (if available)	Other Expert as nominated By the Chairperson (if any)
(Signature & Name)				
Chief Medical Officer.....	Officer/ Chairperson	Civil Surgeon/Chief	District Medical	

Name of Government Hospital/Health \_\_\_\_\_

Care Centre with Seal \_\_\_\_\_

Place:

Date:

## Annexure- 5

**Letter of Undertaking by the person with specified disability covered under the definition of Section 2 (s) of the RPwD Act, 2016 but not covered under the definition of Section 2(r) of the said Act, i.e. persons having less than 40% disability and having difficulty in writing**

1. I \_\_\_\_\_, a candidate with \_\_\_\_\_ (nature of disability/condition) appearing for the \_\_\_\_\_ (name of the examination) bearing Roll No. \_\_\_\_\_ at \_\_\_\_\_ (name of the centre) in the District \_\_\_\_\_, \_\_\_\_\_ (name of the State). My educational qualification is \_\_\_\_\_.

2. I do hereby state that \_\_\_\_\_ (name of the scribe) will provide the service of the scribe for the undersigned for taking the aforementioned examination.

I do hereby undertake that his qualification is \_\_\_\_\_. I also certify that his/her qualification is at least one level below mine.

In case, subsequently it is found that his qualification is not as declared by the undersigned and is beyond my qualification. I shall forfeit my right to the post or certificate/diploma/degree and claims relating thereto.

(Signature of the candidate)

(counter signature by the parent/guardian, if the candidate is minor)

Place:

Date:

## Annexure - 6

### List of Examination Cities for AIAPGET - 2026

S No.	State	City	City Code
1	Andaman & Nicobar Islands (UT)	Port Blair (Sri Vijaya Puram)	AN01
2	Andhra Pradesh	Guntur	AP20
3	Andhra Pradesh	Kurnool	AP22
4	Andhra Pradesh	Nellore	AP23
5	Andhra Pradesh	Rajahmundry	AP26
6	Andhra Pradesh	Tirupathi	AP16
7	Andhra Pradesh	Vijayawada	AP17
8	Andhra Pradesh	Visakhapatnam	AP18
9	Arunachal Pradesh	Itanagar/Naharlagun	AL01
10	Assam	Dibrugarh	AM01
11	Assam	Guwahati	AM02
12	Assam	Jorhat	AM03
13	Assam	Silchar	AM04
14	Assam	Tezpur	AM05
15	Bihar	Bhagalpur	BR02
16	Bihar	Darbhanga	BR01
17	Bihar	Gaya	BR03
18	Bihar	Munger	BR04
19	Bihar	Muzaffarpur	BR06
20	Bihar	Patna	BR07
21	Bihar	Purnea	BR08
22	Bihar	Saharsa	BR05
23	Chandigarh (UT)	Chandigarh/Mohali/Panchkula	CH01
24	Chhattisgarh	Bhilai Nagar/Durg	CG01
25	Chhattisgarh	Bilaspur (Chhattisgarh)	CG02
26	Chhattisgarh	Raipur	CG03
27	Dadra and Nagar Haveli (UT)	Silvassa	DN01
28	Daman and Diu (UT)	Daman	DD01
29	Goa	Panaji/Madgaon	GO01
30	Gujarat	Ahmedabad/Gandhinagar	GJ01
31	Gujarat	Rajkot	GJ10
32	Gujarat	Surat	GJ11
33	Gujarat	Vadodara	GJ03
34	Haryana	Kurukshetra	HR04
35	Himachal Pradesh	Hamirpur (Himachal Pradesh)	HP01
36	Himachal Pradesh	Kangra/Palampur	HP04
37	Himachal Pradesh	Shimla	HP05
38	Jammu And Kashmir	Jammu (J & K)	JK02
39	Jammu And Kashmir	Srinagar (J & K)	JK04
40	Jharkhand	Dhanbad	JH02
41	Jharkhand	Jamshedpur	JH03
42	Jharkhand	Ranchi	JH04
43	Karnataka	Bengaluru	KK04
44	Karnataka	Hubballi (Hubli)	KK03
45	Karnataka	Kalaburagi (Gulbarga)	KK05
46	Karnataka	Mysuru (Mysore)	KK06

S No.	State	City	City Code
47	Keralam	Alappuzha/Ernakulam/Kochi	KL01
48	Keralam	Kozhikode/Calicut	KL08
49	Keralam	Malappuram	KL09
50	Keralam	Thiruvananthapuram	KL17
51	Keralam	Thrissur	KL18
52	Ladakh (UT)	Leh	LL01
53	Lakshadweep (UT)	Kavaratti	LD01
54	Madhya Pradesh	Bhopal	MP03
55	Madhya Pradesh	Gwalior	MP06
56	Madhya Pradesh	Indore	MP07
57	Madhya Pradesh	Jabalpur	MP08
58	Madhya Pradesh	Sagar	MP12
59	Maharashtra	Ahmednagar/Ahilyanagar	MR01
60	Maharashtra	Amravati	MR03
61	Maharashtra	Aurangabad/Chhatrapati Sambhaji Nagar	MR04
62	Maharashtra	Jalgaon	MR13
63	Maharashtra	Kolhapur	MR14
64	Maharashtra	Nanded	MR18
65	Maharashtra	Mumbai/Navi Mumbai/Thane/KALYAN	MR06
66	Maharashtra	Nagpur	MR17
67	Maharashtra	Nashik	MR07
68	Maharashtra	Pune	MR22
69	Maharashtra	Latur	MR23
70	Maharashtra	Solapur	MR08
71	Manipur	Churachandpur	MN02
72	Manipur	Imphal	MN01
73	Meghalaya	Shillong	MG01
74	Mizoram	Aizawl	MZ01
75	Nagaland	Kohima	NL01
76	New Delhi	New Delhi (Delhi NCR)	DL01
77	Odisha	Balasore	OR01
78	Odisha	Berhampur-Ganjam	OR02
79	Odisha	Bhubaneswar	OR04
80	Odisha	Dhenkanal	OR05
81	Odisha	Rourkela	OR06
82	Odisha	Sambalpur	OR09
83	Puducherry	Puducherry	PU01
84	Punjab	Amritsar	PB01
85	Punjab	Ludhiana	PB05
86	Punjab	Patiala/Fatehgarh Sahib	PB08
87	Rajasthan	Ajmer	RJ01
88	Rajasthan	Bikaner	RJ05
89	Rajasthan	Jaipur	RJ06
90	Rajasthan	Jodhpur	RJ07
91	Rajasthan	Kota	RJ08
92	Rajasthan	Sri Ganganagar	RJ02
93	Rajasthan	Udaipur	RJ11
94	Sikkim	Gangtok	SM01
95	Tamil Nadu	Chennai	TN01

S No.	State	City	City Code
96	Tamil Nadu	Coimbatore	TN02
97	Tamil Nadu	Madurai	TN08
98	Tamil Nadu	Salem	TN11
99	Tamil Nadu	Tiruchirappalli	TN07
100	Tamil Nadu	Tirunelveli	TN09
101	Telangana	Hyderabad	TL01
102	Telangana	Mahbubnagar	TL02
103	Telangana	Siddipet/Karimnagar	TL03
104	Telangana	Nizamabad	TL04
105	Telangana	Warangal	TL07
106	Tripura	Agartala	TA01
107	Uttar Pradesh	Agra	UP01
108	Uttar Pradesh	Bareilly	UP04
109	Uttar Pradesh	Gorakhpur	UP08
110	Uttar Pradesh	Jhansi	UP09
111	Uttar Pradesh	Kanpur	UP11
112	Uttar Pradesh	Lucknow	UP12
113	Uttar Pradesh	Meerut	UP05
114	Uttar Pradesh	Prayagraj	UP13
115	Uttar Pradesh	Varanasi	UP18
116	Uttarakhand	Dehradun	UK01
117	Uttarakhand	Haldwani	UK02
118	Uttarakhand	Roorkee	UK03
119	West Bengal	Burdwan	WB02
120	West Bengal	Durgapur	WB03
121	West Bengal	Kolkata	WB10
122	West Bengal	Siliguri	WB11

**Note:**











1. The exact name/ location of Examination venue in the Examination city centre will be notified later along with the Roll Number in accordance with the Application Number and Date of Birth and shall be available on NTA website <https://exams.nta.nic.in/aiapget/>; [www.nta.ac.in](http://www.nta.ac.in) .
2. NTA reserves the right to allot a candidate to nearby exam city, other than the one opted by him/her, if need be, depending on administrative exigencies.
3. NTA reserves the right to cancel/ merge any exam city/centre, if need be, depending on administrative exigencies.
4. The Examination City Centre, once opted, shall not be changed.

## Annexure – 7

### Procedure for Appearing in Computer Based Test (CBT)




1. Duration of the test time is 120 minutes:
2. Each question has four options. Candidates need to select one of the options, as answer of each question.
3. Use of calculator is NOT permitted.
4. Rough work has to be done only on the sheets provided to you at the centre. You should write your roll number and name on them, before using them. You should drop them in the drop box while leaving. Failure to drop them would be treated as an act of unfair means.
5. You are not allowed to carry Mobile Phones or any other Electronic Device inside the exam Lab.
6. Candidates found copying or resorting to any unfair means (UFM) are liable to be disqualified from this and future examinations conducted by NTA.
7. Candidates are advised to contact the Exam Centre Head in case of any technical issue.
8. Candidates are not allowed to leave the examination hall/Centre, when examination is in process, even if they have finished their test.
9. You can login by entering Roll No. and Password. Password will be announced by the Invigilator in the exam hall, 5 minutes before commencement of the exam.
10. Once you login, you will find your Roll Number, name and two photographs (one that you uploaded on while applying and the other taken at the centre, before the test, on the day of the exam) will appear on the screen. In case of any mismatch, please bring to the notice of the Invigilator.
11. Please go through the instructions, Point-wise.
12. After going through the instructions check mark the declaration and proceed for taking the test.
13. In the Centre of the Test Screen, you'll find the Question along with 4 options. On the left-hand side of the test screen, you'll see the Questions Palette.
14. The questions will be displayed on the screen, one at a time, with their respective four options.
15. The clock will be set at the server. The countdown timer in the top right corner of screen will display the remaining time available for you to complete the examination. When the timer reaches zero, the examination will end by itself. You will not be required to end or submit your examination.
16. The Question Palette displayed on the left side of screen will show the status of each question using one of the following symbols:

The different symbols used in the test are shown below. Please go through them and understand their meanings before you start the test.


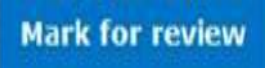
Symbol	Description
	Option Not chosen.
	Option chosen as correct (By clicking on it again you can delete your option and choose another option if desired.)
	Question number shown in blue color indicates that you have not yet attempted the question.
	Question number shown in green color indicates that you have answered the question.
	You have not yet answered the question, but marked it for coming back for review later, if time permits.
	You have answered the question, but marked it for review later, if time permits.
	Clicking on this will take you to the next question.
	Clicking on this will take you to the previous question.
	By clicking on this button, you can mark the question for review later. Please note that if you answer the question and mark for review, the question will be treated as answered and evaluated even if you do not review it.
	By clicking on this button, you can unmark the question for review


17. The Marked for Review status for a question simply indicates that you would like to look at that question again. Questions which are marked “Answered and Marked for Review” will be automatically saved and evaluated even if the flag is not removed.


### Navigating to a Question:

18. Click on the question number in the Question Palette at the left of your screen to go to that numbered question directly.
19. You can click on the  button on the top of the question window to go to the next question. You can click on the  button which appears on the left side of question window for going back to the previous question.
20. Your answer to a question is automatically saved, when you click on the  button on the top right-hand corner of the question window. Please note that there is no separate SAVE button.


### Answering a Question:

21. Procedure for answering a multiple-choice type question:
- To select your answer, click on the  button of one of the options.
  - To de-select your chosen answer, click on the button of the chosen option again.
  - To change your chosen answer, click on the button of another option.
  - You can click  on the top left-hand side of the question window when you want to come back to that question later on, whether you have answered it or not and proceed to other questions.

e. When you answer any question , the status of the question changes automatically to "Answered".

f. You can click on  when you want to change the status and freeze the answer already given or answer the question.

### Navigating through sections:

22. Sections in this question paper are displayed on left hand side of the screen. Questions in a section can be viewed by clicking on the section name.
23. After clicking the  button on the last question for a section, you will automatically be taken to the first question of the next section.
24. You can shuffle between sections and questions anytime during the examination as per your convenience only during the time stipulated.
25. You can view the section summary as part of the legend that appears in every section below the question palette.

### Instructions regarding evaluation:

26. Note that ONLY Questions which are “Answered” or “Answered and marked for review” after answering will be considered for evaluation.
27. The un-attempted questions will be considered as zero marks in the evaluation.
28. The test will end automatically as soon as the duration of the test expires.

### ROUGH WORK:

*All calculations/writing work is to be done only in the rough sheet provided at the Centre in the Examination Room/Hall and on completion of the test candidates must hand over the rough sheets to the invigilator on duty in the Room/Hall.*

## Annexure - 8 Replica of Application Form

### व्यक्तिगत विवरण(Personal Details)

कृपया मान्यता प्राप्त विद्यालय परीक्षा बोर्ड द्वारा जारी कक्षा 10वीं की उत्तीर्णता प्रमाणपत्र/अंकसूची पर मुद्रित विवरण के अनुसार जानकारी भरें।  
Please fill in the details exactly as printed on the Class 10th Passing Certificate/Marksheet issued by a recognized School Examination Board.

अभ्यर्थी का नाम (Candidate's Name)	<input type="text" value="Rahul"/>
पिता / अभिभावक का नाम (Father / Guardian Name)	<input type="text" value="Dayaram"/>
माता / अभिभावक का नाम (Mother / Guardian Name)	<input type="text" value="Bimlesh"/>
अभ्यर्थी की जन्म तिथि (Candidate's Date of Birth)	<input type="text" value="10"/> <input type="text" value="June (06)"/> <input type="text" value="2000"/>
लिंग (Gender)	<input type="text" value="Male"/>

### व्यक्तिगत विवरण की पुष्टि करें (Confirm Personal Details)

अभ्यर्थी के नाम की पुष्टि करें (Confirm Candidate Name)	<input type="text" value="Rahul"/>
पिता / अभिभावक के नाम की पुष्टि करें (Confirm Father / Guardian Name)	<input type="text" value="Dayaram"/>
माता / अभिभावक के नाम की पुष्टि करें (Confirm Mother / Guardian Name)	<input type="text" value="Bimlesh"/>
जन्म तिथि की पुष्टि करें (Confirm Date of Birth)	<input type="text" value="10"/> <input type="text" value="June (06)"/> <input type="text" value="2000"/>
लिंग की पुष्टि करें (Confirm Gender)	<input type="text" value="Male"/>

### वर्तमान पता (Present Address)

पता (Premises No/ Name)	<input type="text" value="H No 1317"/>
उप-स्थानीयता (Sub-Locality)(Optional)	<input type="text"/>
स्थानीयता (Locality)	<input type="text" value="faridabad"/>
देश (Country)	<input type="text" value="India"/>
राज्य (State)	<input type="text" value="HARYANA"/>
जिला (District)	<input type="text" value="FARIDABAD"/>
पिन कोड (Pin Code)	<input type="text" value="121002"/>

### इलेक्ट्रॉनिक संचार पता (Electronic Communication Address)

#### Disclaimer:

This digital platform has been developed by NIC as per the requirements and rules of the concerned Public Examination Authorities (PEA). It works as per the requirements, rules, and regulations of the concerned user PEA. The data and processes are owned and managed by the concerned PEA. 011-26114182-0

### इलेक्ट्रॉनिक संचार पता (Electronic Communication Address)

Please enter correct Email Id and Mobile Number as OTP will be shared on these for verification.

ईमेल पता (Email Address)	<input type="text" value="rahulg27727@gmail.com"/>	
Confirm Email Address	<input type="text" value="rahulg27727@gmail.com"/>	
मोबाइल नंबर (Mobile Number)	<input type="text" value="91"/>	<input type="text" value="7217853572"/>
Confirm Mobile Number	<input type="text" value="91"/>	<input type="text" value="7217853572"/>
वैकल्पिक संपर्क सूत्र (Alternate Contact No.) (Optional)	<input type="text"/>	

### Permanent Address

Same As Present Address

पता (Premises No/ Name)	<input type="text"/>
उप-स्थानीयता (Sub-Locality)(Optional):	<input type="text"/>
स्थानीयता (Locality)	<input type="text"/>
देश (Country)	<input type="text" value="-Select-"/>
राज्य (State)	<input type="text" value="-Select-"/>
जिला (District)	<input type="text" value="-Select-"/>
पिन कोड (Pin Code)	<input type="text"/>

### Choose Password

कुंजिका (Password)	<input type="password"/>
कुंजिका की पुष्टि कीजिये (Confirm Password)	<input type="password"/>
सुरक्षा प्रश्न (Security Question)	<input type="text" value="What is your favourite colour ?"/>
सुरक्षा जवाब (Security Answer)	<input type="password"/>

### CAPTCHA

Enter CAPTCHA as shown below (case sensitive)

CAPTCHA



Audio CAPTCHA



Submit

### Review Page - Online Registration Form

Review the following particulars carefully. If you would like to change any particulars entered, you may do so by pressing 'EDIT REGISTRATION FORM' button or press 'SUBMIT AND SEND OTP' button.

#### व्यक्तिगत विवरण(Personal Details)

अभ्यर्थी का नाम (Candidate's Name):		पिता / अभिभावक का नाम (Father / Guardian Name):	
माता / अभिभावक का नाम (Mother / Guardian Name):		अभ्यर्थी की जन्म तिथि (Candidate's Date of Birth):	
लिंग (Gender):	Male		
<input type="checkbox"/> मैंने प्रस्तुत किए गए सभी व्यक्तिगत विवरणों की जाँच कर ली है। I have verified all personal details submitted.			

#### वर्तमान पता (Present Address)

पता (Premises No/ Name):		उप-स्थानीयता (Sub-Locality)(Optional):	
स्थानीयता (Locality):		देश (Country):	India
राज्य (State):		जिला (District):	
पिन कोड (Pin Code):		ईमेल पता (Email Address):	
मोबाइल नंबर (Mobile Number):		वैकल्पिक संपर्क सूत्र (Alternate Contact No.) (Optional):	--

#### Permanent Address

पता (Premises No/ Name):		उप-स्थानीयता (Sub-Locality)(Optional):	
स्थानीयता (Locality):		देश (Country):	India
राज्य (State):		जिला (District):	
पिन कोड (Pin Code):			
<input type="checkbox"/> मैंने प्रस्तुत किए गए इलेक्ट्रॉनिक संचार, वर्तमान और स्थायी पते से संबंधित सभी विवरणों की जाँच कर ली है। I have verified Electronic Communication, Present and Permanent Address details submitted.			

#### Account Details

सुरक्षा प्रश्न (Security Question):	What is your favourite colour ?	सुरक्षा जवाब (Security Answer):	(Not shown due to security reasons)	कुंजिका (Password):	(Not shown due to security reasons)
-------------------------------------	---------------------------------	---------------------------------	-------------------------------------	---------------------	-------------------------------------

#### Declaration

I hereby declare that I have filled up this Online Application Form after carefully reading the Information Bulletin and fully understanding the provisions/ procedures mentioned therein. I further declare that all the particulars given by me in this Form are true and correct to the best of my knowledge and belief. I agree that my result may be withheld or my candidature cancelled, in case it is found that false information has been furnished by me in this application. I shall abide by these terms and conditions as well as those laid down in the Information Bulletin, Public Notices, and Advisories issued by NTA regarding AIAPGET - 2026 from time to time.

मैं घोषणा करता/करती हूँ कि मैंने सूचना विवरणिका को ध्यान से पढ़ने और उसमें उल्लिखित प्रावधानों/प्रक्रियाओं को पूरी तरह से समझने के बाद, ऑनलाइन पंजीकरण पत्र भरा है। मैं यह भी घोषणा करता/करती हूँ कि इस आवेदन पत्र में मेरे द्वारा दिए गए सभी विवरण सही हैं। यदि भविष्य में किसी भी समय यह पाया जाता है कि इस आवेदन पत्र में मेरे द्वारा दी गई कोई भी जानकारी सही नहीं है तो मेरा परिणाम रोका जा सकता है/परिणाम घोषित नहीं किया जा सकता है या मेरी उम्मीदवारी रद्द की जा सकती है। मैं समय-समय पर एआईएपीजीईटी - 2026 परीक्षा से सम्बंधित राष्ट्रीय परीक्षा एजेंसी द्वारा जारी सूचना विवरणिका, सार्वजनिक सूचना और सलाह में उल्लिखित नियमों और शर्तों का भली-भांति पालन करूंगा/करूंगी।

I Agree

EDIT Registration Form

Submit and send OTP to verify Mobile Number

Ministry of Education Government of India | ALL INDIA AYUSH POST GRADUATE ENTRANCE TEST - 2026 | राष्ट्रीय परीक्षा एजेंसी National Testing Agency

Home | Change Password | Logout | Name: Rahul | Application No: 26401000012

**Activities**

- Registration Details
- Application Form
- Fee Payment

**Verify Mobile No. & Email Id**

- Mobile No. - Verified
- Verify email id

**Current Status**

Registration Details	Completed
Application Form	Pending
Fee Payment	Pending
Mobile Number Verification	Completed
Email Id Verification	Pending

Your registration for ALL INDIA AYUSH POST GRADUATE ENTRANCE TEST - 2026 अखिल भारतीय आयुष सातकोचर प्रवेश परीक्षा 2026 is complete. Your application form will remain incomplete till you fill all the fields of application form and pay the fee. Please note down the Application No. for future references.

Application Number : 26401000012

Kindly complete the application form by clicking on the button below.

[Fill Up Application Form](#)

Ministry of Education Government of India | ALL INDIA AYUSH POST GRADUATE ENTRANCE TEST - 2026 | राष्ट्रीय परीक्षा एजेंसी National Testing Agency

Home | Change Password | Logout | Name: Rahul | Application No: 26401000012

**Application Form Steps**

- Register Contact Details
- Register Personal Details
- Register Disability Details
- Register Identity Details
- Register APAAR ID
- Register Apply For Exam
- Register Qualification Details
- Capture Live Photograph
- Document Upload
- Final Submit

**Application Status**

1. Register Contact Details	Completed
2. Register Personal Details	Pending
3. Register Disability Details	Pending
4. Register Identity Details	Pending
5. Register APAAR ID	Pending
6. Register Apply For Exam	Pending
7. Register Qualification Details	Pending
8. Capture Live Photograph	Pending
9. Document Upload	Pending
10. Final Submit	Pending

Application Number : 26401000012

Click on the button below to proceed further and complete your application form.

[Register Personal Details](#)

Ministry of Education Government of India | ALL INDIA AYUSH POST GRADUATE ENTRANCE TEST - 2026 | राष्ट्रीय परीक्षा एजेंसी National Testing Agency

Home | Change Password | Logout | Name: RAHUL | Application No: 26401000012

**Application Form Steps**

- Register Contact Details
- Register Personal Details
- Register Disability Details
- Register Identity Details
- Register APAAR ID
- Register Apply For Exam
- Register Qualification Details
- Capture Live Photograph
- Document Upload
- Final Submit

**व्यक्तिगत विवरण (Personal Details)**

अभ्यर्थी का नाम (Candidate's Name) : RAHUL

अभ्यर्थी की जन्म तिथि (Candidate's Date of Birth) : [Date Picker] -2000

पिता (Father) : [Text Field]

माता (Mother) : [Text Field]

राष्ट्रियता (Nationality) : [Dropdown]

वर्ग (Category) : [Dropdown]

वैधता श्रेणी (Condition Category) : [Dropdown]

क्या आपको मधुमेह है? Are You Diabetic? : [Dropdown]

निवास की जगह (Place of Residence) : [Dropdown]

वार्षिक परिवारिक आय (Annual Family Income) : [Dropdown]

विवाहिक स्थिति (Marital Status) : [Dropdown]

पैदाई का स्थान (Place of Preparation) : [Dropdown]

**CAPTCHA**

Enter CAPTCHA as shown below (Case sensitive)

CAPTCHA : 2D5F12

Audio CAPTCHA : [Audio Player]

[Save & Next](#)



Ministry of Education Government of India

ALL INDIA AYUSH POST GRADUATE ENTRANCE TEST - 2026  
अखिल भारतीय आयुष आरक्षित प्रवेश परीक्षा 2026

राष्ट्रीय परीक्षा एजेंसी National Testing Agency

Name: RAHUL Application No: 254010000012

Application Form Steps

1. Register Contact Details
2. Register Personal Details
3. Register Disability Details
4. Register Identity Details
5. Register APAR ID
6. Register Apply For Exam
7. Register Qualification Details
8. Capture Live Photograph
9. Document Upload
10. Final Submit

आधार विवरण (Aadhaar Details)

आवेदन संख्या (Application No.): 254010000012

अभ्यर्थी का नाम (Candidate's Name): RAHUL

लिंग (Gender): MALE

आवेदन की तारीख (Candidate's Date of Birth):

मैं संकेत में अपने आधार नंबर को साझा करने के लिए सहमत हूँ और सुझाव देता हूँ कि इसका उपयोग एआईआईएटी - 2026 परीक्षा के विभिन्न चरणों में मेरी पहचान स्थापित करने के लिए किया जाएगा।  
NOTE: System will not allow you to change Name after Aadhaar Number Authentication. Please ensure to check the details and then proceed further.  
यदि आपके पास आधार नहीं है, तो अन्य पहचान विकल्प चुनने के लिए यहां [क्लिक करें](#)। (If you do not have Aadhaar, [Click here](#) to select an alternate identification option.)

CAPTCHA

Enter CAPTCHA as shown below (please read it carefully)

CAPTCHA: A2D976

Audio CAPTCHA: 0:36 / 0:04

Submit & Next

Ministry of Education Government of India

ALL INDIA AYUSH POST GRADUATE ENTRANCE TEST - 2026  
अखिल भारतीय आयुष आरक्षित प्रवेश परीक्षा 2026

राष्ट्रीय परीक्षा एजेंसी National Testing Agency

Name: RAHUL Application No: 254010000012

Application Form Steps

1. Register Contact Details
2. Register Personal Details
3. Register Disability Details
4. Register Identity Details
5. Register APAR ID
6. Register Apply For Exam
7. Register Qualification Details
8. Capture Live Photograph
9. Document Upload
10. Final Submit

आधार विवरण (Aadhaar Details)

आवेदन संख्या (Application No.): 254010000012

अभ्यर्थी का नाम (Candidate's Name): RAHUL

लिंग (Gender): MALE

आवेदन की तारीख (Candidate's Date of Birth):

मैं संकेत में अपने आधार नंबर को साझा करने के लिए सहमत हूँ और सुझाव देता हूँ कि इसका उपयोग एआईआईएटी - 2026 परीक्षा के विभिन्न चरणों में मेरी पहचान स्थापित करने के लिए किया जाएगा।  
NOTE: System will not allow you to change Name after Aadhaar Number Authentication. Please ensure to check the details and then proceed further.  
यदि आपके पास आधार नहीं है, तो अन्य पहचान विकल्प चुनने के लिए यहां [क्लिक करें](#)। (If you do not have Aadhaar, [Click here](#) to select an alternate identification option.)

आधार संख्या (Aadhaar Number):

आधार संख्या (Confirm Aadhaar Number):

CAPTCHA

Enter CAPTCHA as shown below (please read it carefully)

CAPTCHA: A2D876

Audio CAPTCHA: 0:09 / 0:04

Submit & Next

Ministry of Education Government of India

ALL INDIA AYUSH POST GRADUATE ENTRANCE TEST - 2026  
अखिल भारतीय आयुष आरक्षित प्रवेश परीक्षा 2026

राष्ट्रीय परीक्षा एजेंसी National Testing Agency

Name: RAHUL Application No: 254010000012

Application Form Steps

1. Register Contact Details
2. Register Personal Details
3. Register Disability Details
4. Register Identity Details
5. Register APAR ID
6. Register Apply For Exam
7. Register Qualification Details
8. Capture Live Photograph
9. Document Upload
10. Final Submit

Verify One-Time Password

Enter One-Time Password (OTP sent on \*\*\*\*\*) (30 Sec)

Waste: If the OTP hasn't been delivered to your mobile yet, please wait a few minutes. If you still haven't received it, click on [Resend OTP](#) to have the One-Time Password (OTP) sent to your mobile number once again.

Enter CAPTCHA as shown below (please read it carefully)

CAPTCHA: 089107

Audio CAPTCHA: 0:09 / 0:04

Submit OTP Cancel

Application Form Steps

1. Register Contact Details
2. Register Personal Details
3. Register Disability Details
4. Register Identity Details
5. Register AHAAR ID
6. Register Apply For Exam
7. Register Qualification Details
8. Capture Live Photograph
9. Documents Upload
10. Final Submit

के लिए आवेदन करना (Apply For)

के लिए आवेदन करना (Apply For) --Select--

प्रश्न पत्र माध्यम (Question Paper Medium) --Select--

परीक्षा राज्य / शहर प्रथम विकल्प (Exam State/ City 1st choice) --Select State/CT-- --Select Exam City--

परीक्षा राज्य / शहर द्वितीय विकल्प (Exam State/ City 2nd choice) --Select State/CT-- --Select Exam City--

शिक्षक अभिभावक व्यवसाय (Teacher/Guardian Occupation) --Select--

शिक्षक अभिभावक योग्यता (Teacher/Guardian Qualification) --Select--

माता अभिभावक व्यवसाय (Mother/Guardian Occupation) --Select--

माता अभिभावक योग्यता (Mother/Guardian Qualification) --Select--

इंटर्नशिप (Internship) --Select--

इंटर्नशिप पूरा करने की तिथि (दिन-माह-वर्ष): Date of Completion of Internship (DD/MM/YYYY)

CAPTCHA

Enter CAPTCHA as shown below (case sensitive)

CAPTCHA Y70624

Audio CAPTCHA 0:00 / 0:04

Save & Next

Disclaimer: This digital platform has been developed by NIC as per the requirements and rules of the concerned Public Distribution Authorities (PDAs) in accordance with the requirements, rules and regulations of the concerned user. The design and processes are owned and managed by the concerned PDA. On 15.10.2026

Application Form Steps

1. Register Contact Details
2. Register Personal Details
3. Register Disability Details
4. Register Identity Details
5. Register AHAAR ID
6. Register Apply For Exam
7. Register Qualification Details
8. Capture Live Photograph
9. Documents Upload
10. Final Submit

शैक्षणिक विवरण (Educational Details)

10th or equivalent (details as per Class 10th board marksheet) Qualification Details

वर्षीय की स्थिति (Pass Status) --Select--

वर्षीय / अभिलेख होने का वर्ष (Year of Passing/Appearing) --Select--

योग्यता परीक्षा (Qualifying Exam) --Select--

स्कूल / कॉलेज का प्रकार (Type of School/College) --Select--

परिणाम मोड (Result Mode) --Select--

स्कूल बोर्ड / विश्वविद्यालय का नाम (Name of School Board / University) --Select--

रोल नंबर (Roll Number)

स्कूल / कॉलेज का नाम और पता (School/College Name & Address)

स्कूल / कॉलेज पिनकोड (School/College Pincode)

12th or equivalent (details as per Class 12th board marksheet) Qualification Details

वर्षीय की स्थिति (Pass Status) --Select--

वर्षीय / अभिलेख होने का वर्ष (Year of Passing/Appearing) --Select--

योग्यता परीक्षा (Qualifying Exam) --Select--

स्कूल / कॉलेज का प्रकार (Type of School/College) --Select--

परिणाम मोड (Result Mode) --Select--

स्कूल बोर्ड / विश्वविद्यालय का नाम (Name of School Board / University) --Select--

रोल नंबर (Roll Number)

स्कूल / कॉलेज का नाम और पता (School/College Name & Address)

स्कूल / कॉलेज पिनकोड (School/College Pincode)

Disclaimer: This digital platform has been developed by NIC as per the requirements and rules of the concerned Public Distribution Authorities (PDAs) in accordance with the requirements, rules and regulations of the concerned user. The design and processes are owned and managed by the concerned PDA. On 15.10.2026

परिणाम मोड (Result Mode) --Select--

रोल नंबर (Roll Number)

स्कूल / कॉलेज का नाम और पता (School/College Name & Address)

स्कूल / कॉलेज पिनकोड (School/College Pincode)

Graduate Qualification Details

वर्षीय की स्थिति (Pass Status) --Select--

वर्षीय / अभिलेख होने का वर्ष (Year of Passing/Appearing) --Select--

योग्यता परीक्षा (Qualifying Exam) --Select--

स्कूल / कॉलेज का प्रकार (Type of School/College) --Select--

परिणाम मोड (Result Mode) --Select--

स्कूल बोर्ड / विश्वविद्यालय का नाम (Name of School Board / University) --Select--

रोल नंबर (Roll Number)

स्कूल / कॉलेज का नाम और पता (School/College Name & Address)

स्कूल / कॉलेज पिनकोड (School/College Pincode)

CAPTCHA

Enter CAPTCHA as shown below (case sensitive)

CAPTCHA J7S444

Audio CAPTCHA 0:00 / 0:04

Save & Next

Disclaimer: This digital platform has been developed by NIC as per the requirements and rules of the concerned Public Distribution Authorities (PDAs) in accordance with the requirements, rules and regulations of the concerned user. The design and processes are owned and managed by the concerned PDA. On 15.10.2026

Ministry of Education Government of India

ALL INDIA AYUSH POST GRADUATE ENTRANCE TEST - 2026  
अखिल भारतीय आयुष्मन् आयोग के तहत परीक्षा 2026

Name: RAJUL Application No: 25421000012

Application Form Steps

1. Register Contact Details
2. Register Personal Details
3. Register Disability Details
4. Register Identity Details
5. Register APAR ID
6. Register Apply For Exam
7. Register Qualification Details
8. Capture Live Photograph
9. Document Upload
10. Final Submit

साइव फोटोग्राफ लें (Take a live photograph)

कृपया साइव फोटोग्राफ लें से पहले नीचे दिए गए निर्देशों को ध्यानपूर्वक पढ़ें।  
Please read the following instructions carefully to capture the live photograph:

1. निम्न विवरणों से अनुमति प्राप्त करने के लिए Live Camera बॉक्स में अपना साइव फोटो खिंचें।  
Connect your webcam to the device used for filling the application form. The Live Camera box will display your live image.
2. हमेशा पृष्ठभूमि और उचित प्रकाश व्यवस्था सुनिश्चित करें। फिस में केबल लॉक से क्लॉक दिशा में घुमाएं, जो कम से कम बेहरी का बॉक्स, धारा धारा।  
Secure a light background, proper illumination, single horizontal face covering 80% of the face.
3. फोटो लेते हैं तो; Capture Live Photograph: बटन पर क्लिक करें।  
Click "Capture Live Photograph" to take the photo.
4. यदि फोटो नहीं है, तो "Upload Photograph" पर क्लिक करें। यदि फोटो नहीं है तो साइव फोटो का पुनः अपलोड करें।  
If successful, click "Upload Photograph" to save it. If not, re-take and upload again.
5. यदि आपका डिवाइस सपोर्ट नहीं करता है, तो डाउन लोड करें और फिर से कोशिश करें और अपने मोबाइल पर फोटो कैप्चर प्रणाली अपलोड करें। फोटो अपलोड होने के बाद "Refresh Captured Photo" पर क्लिक करें।  
If your device doesn't support a webcam, you can use QR code on the right to capture and upload using your mobile. After uploading, click "Refresh Captured Photo".

साइव कैमरा (Live Camera)

साइव फोटो की तस्वीरें (Captured Live Photographs)

Upload Photograph Refresh Captured Photo

Ministry of Education Government of India

ALL INDIA AYUSH POST GRADUATE ENTRANCE TEST - 2026  
अखिल भारतीय आयुष्मन् आयोग के तहत परीक्षा 2026

Name: RAJUL Application No: 25421000012

Application Form Steps

1. Register Contact Details
2. Register Personal Details
3. Register Disability Details
4. Register Identity Details
5. Register APAR ID
6. Register Apply For Exam
7. Register Qualification Details
8. Capture Photograph
9. Document Upload
10. Final Submit

दस्तावेज अपलोड (Document Upload)

कृपया सुनिश्चित करें कि सभी अपलोड किए गए दस्तावेजों की दिशा में सही तरह से निर्दिष्ट निर्देशों को अनुमति दें।  
Please ensure that all uploaded documents adhere to the specifications mentioned in the table below:

S.No.	Required Document	Document Specifications	Upload	Action	View
1	पासपोर्ट आकार की फोटो (दिन का कम से कम, चेहरे के साथ) (Passport Size Photograph with 80% face without mask)	Document Format: JPD/PJG Min Size (KB): 10 Max Size (KB): 200	<input type="button" value="Choose file"/> No file chosen		
2	हस्ताक्षर (Signature)	Document Format: JPD/PJG Min Size (KB): 10 Max Size (KB): 100	<input type="button" value="Choose file"/> No file chosen		
3	शैली आधारित पर उपाधि प्रमाणपत्र / रसीद (as applicable)	Document Format: PDF Min Size (KB): 30 Max Size (KB): 300	<input type="button" value="Choose file"/> No file chosen		
4	पुरुष/महिला/दिव्यांग प्रमाणपत्र/उपरोक्त एक ही पौष्टिक से टैबल में दर्शाए गए श्रेणियों/वर्गों में दिव्यांगता प्रमाणपत्र (with both side in same part)	Document Format: PDF Min Size (KB): 30 Max Size (KB): 300	<input type="button" value="Choose file"/> No file chosen		
5	क्लास 10 की मार्कशीट (Class 10 Marksheet)	Document Format: PDF Min Size (KB): 30 Max Size (KB): 300	<input type="button" value="Choose file"/> No file chosen		

Ministry of Education Government of India

ALL INDIA AYUSH POST GRADUATE ENTRANCE TEST - 2026  
अखिल भारतीय आयुष्मन् आयोग के तहत परीक्षा 2026

Name: RAJUL Application No: 25421000012

Application Form Steps

1. Register Contact Details
2. Register Personal Details
3. Register Disability Details
4. Register Identity Details
5. Register APAR ID
6. Register Apply For Exam
7. Register Qualification Details
8. Capture Photograph
9. Document Upload
10. Final Submit

आपका आईडी (APAR ID)

आपका आईडी क्या है?  
Do you have APAR ID?

- Application Form Steps
1. Register-Contact Details
  2. Register-Personal Details
  3. Register-Disability Details
  4. Register-Identity Details
  5. Register-Address ID
  6. Register-Apply For Exam
  7. Register-Qualification Details
  8. Capture Photograph
  9. Document Upload
  10. Final Submit

Review Page - Online Application Form

Review the following particulars carefully. If you would like to change any particular entered, you may do so by using 'Edit Links' button or press 'FINAL SUBMISSION OF APPLICATION' button for final submission.

**व्यक्तिगत विवरण (Personal Details)**

उम्मीदवार का नाम (Candidate's Name):	RAHUL
उम्मीदवार की लिंग (Candidate's Sex):	Male
पिता / अभिभावक का नाम (Father / Guardian Name):	
माता / अभिभावक का नाम (Mother / Guardian Name):	
श्रेणी (Category):	
क्या आपका नाम किसी अधिकृत संस्था द्वारा जारी किया गया था या और अधिक श्रेणी प्राप्त है? (Do you have a valid and free category certificate issued by an authorized Government Office?):	Yes
श्रेणी प्रमाणपत्र आईडी / संख्या (Category Certificate ID / Number):	554516
श्रेणी प्रमाणपत्र जारी करने की तिथि (Category Certificate Issue Date) (DD/MM/YYYY):	19-04-2025
कौन सा प्राधिकरण जारी करने वाले प्रमाणपत्र का नाम (Name of the authority issuing the category certificate):	
क्या आपकी मसूदा है? (Are You Diabetic?):	No
निवास की शह (Place of Residence):	Rural
वर्षिक परिवारिक आय (Annual Family Income):	RS. 80001 AND ABOVE
राष्ट्रियता (Nationality):	Indian
वैवाहिक स्थिति (Marital Status):	Unmarried
शैली का तरीका (Mode of Preparation):	Online Coaching
प्रमाणपत्र जारी करने वाले प्राधिकरण (Issuing Authority):	AAPAR
आपका आईडी (A/PAR ID):	No
<input type="checkbox"/> मैंने अपना विवरण सही रूप से दर्शाया है।	
I have verified all personal details submitted.	
क्या आप PwD/PHD उम्मीदवार हैं? (Are you PwD/PHD Candidate?):	Yes
क्या आपका पास यूडीसी कार्ड / यूडीआई कार्ड है? (Do you have UID Card / UID Card Number / Disability Certificate?):	Yes / I have Disability Certificate
शिक्षण प्राधिकरण संख्या (Education Disability Certificate No.):	113456789
जारी करने वाली प्राधिकरण (Issuing Authority):	Haryana
राज्य/राज्यपालिका का नाम (State of Issuing Authority):	HARYANA

Disclaimer: This digital platform has been developed by NIC as per the requirements and rules of the concerned Public Examination Authority (PEA). It works as per the requirements, rules, and regulations of the concerned PEA. The data and processes are owned and managed by the concerned PEA. (Ver 1.0.136.0)

**शह/शहपालिका (City/Address)**

शह/शहपालिका (City/Address):	Delhi
आपका आईडी (A/PAR ID):	No
<input checked="" type="checkbox"/> मैंने अपना शह सही रूप से दर्शाया है।	
I have verified all personal details submitted.	
क्या आप PwD/PHD उम्मीदवार हैं? (Are you PwD/PHD Candidate?):	Yes
क्या आपके पास यूडीसी कार्ड / यूडीआई कार्ड है? (Do you have UID Card / UID Card Number / Disability Certificate?):	Yes / I have Disability Certificate
शिक्षण प्राधिकरण संख्या (Education Disability Certificate No.):	123456789
जारी करने वाली प्राधिकरण (Issuing Authority):	
राज्य/राज्यपालिका का नाम (State of Issuing Authority):	
राज्य/राज्यपालिका का नाम (State of Issuing Authority):	PHD with existing 20% or Above
क्या आपका पास PwD/PHD प्रमाणपत्र है? (Do you have PwD/PHD Certificate issued by a valid and free Disability Certificate issued by Medical Board of Govt?):	Yes
आपका शह (City/Address) का प्रकार (Type of Disability as per certificate):	Locomotor Disability (Both arms affected)
आपका शह (City/Address) का प्रतिशत (Percentage of disability as per certificate):	95
क्या आपका शह सही रूप से दर्शाया है? (Do you need to bring in your own to be and will provide details of certificate after declaration of City Information Slip as the Information Business?):	Yes - I will bring my own to be and will provide details of certificate after declaration of City Information Slip
किस शह/शहपालिका का नाम (Apply For):	
किस शह/शहपालिका का नाम (Apply For):	Ajurvedic
किस शह/शहपालिका का नाम (Apply For):	English & Hindi
किस शह/शहपालिका का नाम (Apply For):	Kurukshetra (RAJAS)
किस शह/शहपालिका का नाम (Apply For):	Mumbai (MHAR)
किस शह/शहपालिका का नाम (Apply For):	SELF EMPLOYMENT
किस शह/शहपालिका का नाम (Apply For):	MATRICULATE
किस शह/शहपालिका का नाम (Apply For):	PROFESSIONAL
किस शह/शहपालिका का नाम (Apply For):	POST GRADUATE
किस शह/शहपालिका का नाम (Apply For):	Ongoing
<input checked="" type="checkbox"/> मैंने अपना शह सही रूप से दर्शाया है।	
I have verified all Examination City details submitted.	

Disclaimer: This digital platform has been developed by NIC as per the requirements and rules of the concerned Public Examination Authority (PEA). It works as per the requirements, rules, and regulations of the concerned PEA. The data and processes are owned and managed by the concerned PEA. (Ver 1.0.136.0)

मैंने अपना शह सही रूप से दर्शाया है।

I have verified all Examination City details submitted.

**10th or equivalent (details as per Class 10th board marksheet) Qualification Details**

पारदर्शी की स्थिति (Pass Status):	Passed	वर्ष / प्रदर्शित होने का वर्ष (Year of Passing/Appearing):	2020
योग्यता (Qualifying Exam):	10th or equivalent	शह / शहपालिका का नाम (Type of School/College):	Government School
प्राप्त अंक (Obtained Marks):	422	परिणाम शह (Result Mode):	Percentage
Marks(%) :	24.5	Total Marks :	1700
शह / शहपालिका का नाम और पता (School/College Name & Address):		शह / शहपालिका का नाम और पता (School/College Name & Address):	

**12th or equivalent (details as per Class 12th board marksheet) Qualification Details**

पारदर्शी की स्थिति (Pass Status):	Passed	वर्ष / प्रदर्शित होने का वर्ष (Year of Passing/Appearing):	2022
योग्यता (Qualifying Exam):	Class 12th or equivalent	शह / शहपालिका का नाम (Type of School/College):	Government School
प्राप्त अंक (Obtained Marks):	350	परिणाम शह (Result Mode):	Percentage
Marks(%) :	29	Total Marks :	1200
शह / शहपालिका का नाम और पता (School/College Name & Address):		शह / शहपालिका का नाम और पता (School/College Name & Address):	

**Graduate Qualification Details**

पारदर्शी की स्थिति (Pass Status):	Passed	वर्ष / प्रदर्शित होने का वर्ष (Year of Passing/Appearing):	2020
योग्यता (Qualifying Exam):	Bachelor of Ayurvedic Medicine and Surgery (B.A.M.S.)	शह / शहपालिका का नाम (Type of School/College):	Mt. Alpin College
प्राप्त अंक (Obtained Marks):	200	परिणाम शह (Result Mode):	Percentage
Marks(%) :	66	Total Marks :	300
शह / शहपालिका का नाम और पता (School/College Name & Address):		शह / शहपालिका का नाम और पता (School/College Name & Address):	

मैंने अपना शह सही रूप से दर्शाया है।

I have verified all Education details submitted.

Disclaimer: This digital platform has been developed by NIC as per the requirements and rules of the concerned Public Examination Authority (PEA). It works as per the requirements, rules, and regulations of the concerned PEA. The data and processes are owned and managed by the concerned PEA. (Ver 1.0.136.0)



Activities

- Registration Details
- View Application Form
- Fee Payment

Verify Mobile No. & Email Id

- Mobile No.- Verified
- Verify Email Id

Current Status

Registration Details	Completed
View Application Form	Completed
Fee Payment	Pending
Mobile Number Verification	Completed
Email Id Verification	Pending

You have submitted application form for ALL INDIA AYUSH POST GRADUATE ENTRANCE TEST - 2026.  
Your application will be considered complete only after successful payment of application fee.  
After payment of fee, you will not be able to edit the filled application details and documents uploaded.  
You are required to pay the fee Rs. 1800/-.

Application Number : 264010000012

To make changes, click [Edit Application Form](#). After updating the details, click "Final Submit". Please note that the application will remain incomplete unless it is finally submitted.

Your Email Id yet to be verified. [Click here to verify your Email Id first.](#)

Disclaimer: This digital platform has been developed by NIC as per the requirements and rules of the concerned Public Examination Authorities (PEA). It works as per the requirements, rules, and regulations of the concerned user PEA. The data and processes are owned and managed by the concerned PEA. (Ver 1.0.136.2.0)

Verify your Registered Email Id

Registered Email Id:

Enter CAPTCHA as shown below:

CAPTCHA: 4688LU

Audio CAPTCHA:

Disclaimer: This digital platform has been developed by NIC as per the requirements and rules of the concerned Public Examination Authorities (PEA). It works as per the requirements, rules, and regulations of the concerned user PEA. The data and processes are owned and managed by the concerned PEA. (Ver 1.0.136.2.0)



# NATIONAL TESTING AGENCY

(AN AUTONOMOUS ORGANIZATION UNDER THE DEPARTMENT OF HIGHER EDUCATION, MINISTRY OF EDUCATION, GOVERNMENT OF INDIA)

HELP LINE: FOR TECHNICAL SUPPORT, CONTACT FOLLOWING DURING WORKING DAYS BETWEEN 10.00 A.M. AND 5.00 P.M.



<https://exams.nta.nic.in/aiapget/>



[aiapget@nta.ac.in](mailto:aiapget@nta.ac.in)



011-69227700, 011-40759000



First Floor, NSIC-MDBP Building,  
Okhla Industrial Estate, New Delhi, Delhi 110020



<https://exams.nta.nic.in/aiapget/>



011-69227700